



2023 Annual
**WATER QUALITY
REPORT**

Pittsburgh System
PWS ID: 5020039

**QUALITY. ONE MORE WAY
WE KEEP LIFE FLOWING.**



**PENNSYLVANIA
AMERICAN WATER**

WE KEEP LIFE FLOWING®

What is a Consumer Confidence Report (CCR)

Once again, we proudly present our Annual Water Quality Report, also referred to as a Consumer Confidence Report (CCR). CCRs let consumers know what contaminants, if any, were detected in their drinking water as well as related potential health effects. CCRs also include details about where your water comes from and how it is treated. Additionally, they educate customers on what it takes to deliver safe drinking water and highlight the need to protect drinking water sources.

We are committed to delivering high quality drinking water service. To that end, we remain vigilant in meeting the challenges of source water protection, water conservation, environmental compliance, sustainability and community education while continuing to serve the needs of all our water users.

This report contains important information about your drinking water. Translate it, or speak with someone who understands it at 1-800-565-7292.

Este informe contiene información muy importante sobre su agua potable. Tradúzcalo o hable con alguien que lo entienda bien al 1-800-565-7292.

Ntawm no yog ib co lus qhia tseem ceeb heev txog koj cov dej seb huv npaum li cas. Yog tias koj xav tau kev pab txhais cov lus qhia no, thov hu rau peb ntawm 1-800-565-7292.

這是關於您的水質的十分重要的資訊。如果您需要幫助翻譯此資訊請致電 **1-800-565-7292** 與我們聯繫。

आपके पानी की गुणवत्ता के बारे में यह बहुत महत्वपूर्ण सूचना है। यदि इस सूचना के अनुवाद के लिए आपको सहायता की जरूरत हो, तो कृपया **1-800-565-7292** र हमें काल करें।

Это очень важная информация о качестве Вашей воды. Если Вам требуется перевод этой информации, позвоните нам по телефону 1-800-565-7292.

Ito ay isang napakahalagang impormasyon tungkol sa kalidad ng iyong tubig. Kung iyong kailangan ng tulong sa pagsalin ng impormasyon na ito, mangyaring tumawag sa amin sa 1-800-565-7292.

Đây là thông tin rất quan trọng về chất lượng nước của quý vị. Nếu quý vị cần thông dịch thông tin này, xin gọi chúng tôi theo số 1-800-565-7292.

TABLE OF CONTENTS

What is a Consumer Confidence Report	2
A message from our President	3
Mark of Excellence	4
About Your Drinking Water Supply	5
What are the Sources of Contaminants?	6
Protecting Your Drinking Water Supply	7
About Lead	8
Determining Your Service Line Material	9
Important Information About Your Water	10-12
• Chloramines	
• Chlorine	
• Fluoride	
• Cryptosporidium	
• Nitrates	
• PFAS	
Water Quality Results	13
Definitions of Terms Used in Document	14
Water Quality Results: Detailed Charts	15-18
About Us	19
Contact Us	20

A message from **Pennsylvania American Water's President**



Justin Ladner

President, Pennsylvania
American Water

Dear Pennsylvania American Water Customer,

Since its passage in 1974, the U.S. Safe Drinking Water Act has been a pillar of water utility operations and public health policy. Complementing other environmental legislation from the same period, this act set standards for drinking water suppliers, service, and quality and has made an unmistakable positive impact on U.S. communities for the past 50 years. As we recognize and celebrate the 50-year anniversary of this pivotal moment, I am pleased to share with you our 2023 Annual Water Quality Report (also called a Consumer Confidence Report), which is a testament to the hard work and dedication of our employees in achieving and often surpassing federal and state drinking water regulations.

I am also proud to share that Pennsylvania American Water has received more Directors Awards from the EPA's Partnership for Safe Water program than any other water utility in the nation. We take water quality so seriously that 33 of our water treatment plants have been nationally recognized with Directors Awards for our long-term commitment to optimizing operations, achieving outstanding performance, and protecting public health and the environment. Eighteen of our water treatment facilities have maintained this high level of service for 20 years or more, demonstrating that our commitment to excellence is embedded in our company's culture.

In this report, you'll find that we monitor and test your water at multiple points throughout our process of drawing it from its source, treating it to meet drinking water standards, and distributing it through our pipeline systems. We also invest heavily in maintaining and improving our facilities to keep them operating efficiently and meeting regulatory standards so that we can continue to provide you with safe, reliable water service. From source to tap and back to the source again, our team of professionals works hard to deliver high quality water and wastewater service to help keep life flowing for our customers and protect our precious water resources and the environment.

Proud to be your local water service provider,

A handwritten signature in black ink that reads "Justin".

Justin Ladner
Pennsylvania American Water

This report contains important information about your drinking water. Translate it or speak with someone who understands it at (800) 565-7292, Monday-Friday, 7 a.m. to 7 p.m.



ATTENTION: Landlords and Apartment Owners

Please share a copy of this notice with your tenants. It includes important information about their drinking water quality.

Mark of Excellence



EVERY STEP OF THE WAY.

Our team monitors and tests your water at multiple points throughout our process of drawing it from its source, treating it to meet drinking water standards, and distributing it through our pipeline systems. **In fact, American Water performs over one million tests annually for about 100 regulated contaminants, nationwide.**



EXPERTISE. RECOGNIZED AT THE HIGHEST LEVEL.

American Water is an expert in water quality testing, compliance and treatment and has established industry-leading water testing facilities. Our dedicated team of scientists and researchers are committed to finding solutions for water quality challenges and implementing new technologies. American Water is recognized as an industry leader in water quality and works cooperatively with the EPA so that drinking water standards and new regulations produce benefits for customers and public water suppliers. American Water has earned awards from the EPA's Partnership for Safe Water as well as awards for superior water quality from state regulators, industry organizations, individual communities, and government and environmental agencies.



WATER QUALITY. DOWN TO A SCIENCE.

Our team also has access to American Water's Central Laboratory in Belleville, Illinois, which conducts sophisticated drinking water testing and analysis. American Water scientists refine testing procedures, innovate new methods, and set new standards for detecting potentially new contaminants—even before regulations are in place.



MAINTAINING QUALITY FOR FUTURE GENERATIONS.

Just as Pennsylvania American Water is investing in research and testing, we also understand the importance of investing in the infrastructure that provides high-quality water service to you. Last year alone, **we invested approximately \$688 million to improve our water and wastewater treatment and pipeline systems.**

NOT JUST MEETING DRINKING WATER STANDARDS— SURPASSING THEM.

The EPA regulates about 100 potential contaminants and sets stringent standards for each one. **Pennsylvania American Water takes water quality so seriously that:**

- **33 of our water treatment plants, including the treatment plant serving your area, have been nationally recognized with Directors Awards** from the EPA's Partnership for Safe Water program for our long-term commitment to optimizing operations, achieving outstanding performance, and protecting public health and the environment.
- **9 of these plants received the Elite Phase IV Presidents Award** (Bangor, Brownell, Clarion, Crystal Lake, Hershey, Nesbitt, Norristown, Philipsburg and Indiana).

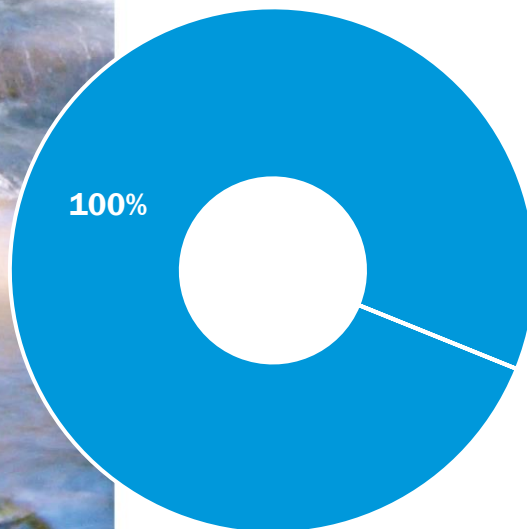


About Your Drinking Water Supply

WHERE YOUR WATER COMES FROM

The source of supply is surface water from the Monongahela River. The Monongahela watershed drains to the Ohio River, then to the Mississippi River and finally the Gulf of Mexico. The watershed covers approximately 7,400 square miles including 29 counties in Pennsylvania, Maryland and West Virginia. The majority of the watershed is forested with large areas of agriculture and some pockets of urban or developed land. Learn more about local waterways at <https://mywaterway.epa.gov/>.

The Pennsylvania Department of Environmental Protection (DEP) completed a source water assessment for the Pittsburgh System in 2002 to meet Federal requirements of the Safe Drinking Water Act. The study looked at the drainage area and ranked its vulnerability to contamination. The water supply is most vulnerable to transportation accidents and road deicing. Boating and barge traffic on the river could let coal and oil enter the water. Sewer overflows and stormwater runoff can carry harmful materials to the river. This can include pesticides and herbicides from golf courses, croplands, and lawns. Overall, the watershed contributing raw water to the purification plant has moderate risk of significant contamination. To get a copy of the assessment, contact DEP at (717) 705-4732 or visit: <http://www.depgreenport.state.pa.us/elibrary/>.



SOURCE OF SUPPLY FOR THE SYSTEM

■ Surface Water



QUICK FACTS ABOUT THE PAWC – PITTSBURGH SYSTEM

Communities served:

Southern Pittsburgh, Mon Valley, McMurray, Washington, Canonsburg, other areas in Washington County.

Water sources:

Monongahela River

Average amount of water supplied to customers on a daily basis:

Aldrich Plant 31.3 million gallons per day

Hays Mine Plant 29.6 million gallons per day

Disinfection treatment:

The Pittsburgh surface water supply is treated with chloramine to maintain water quality in the distribution system.



What are the Sources of Contaminants?

To provide tap water that is safe to drink, EPA prescribes regulations which limit the amount of certain contaminants in water provided by public water systems. U.S. Food and Drug Administration (FDA) regulations establish limits for contaminants in bottled water which must provide the same protection for public health.

Drinking water, including bottled water, may reasonably be expected to contain at least small amounts of some contaminants. The presence of contaminants does not necessarily indicate that water poses a health risk. More information about contaminants and potential health effects can be

obtained by calling the Environmental Protection Agency's Safe Drinking Water Hotline (800-426-4791).

The sources of drinking water (both tap water and bottled water) include rivers, lakes, streams, ponds, reservoirs, springs, aquifers and/or groundwater. As water travels over the surface of the land or through the ground, it dissolves naturally-occurring minerals and, in some cases, radioactive material, and can pick up substances resulting from the presence of animals or from human activity.

SPECIAL HEALTH INFORMATION

Some people may be more vulnerable to contaminants in drinking water than the general population. Immuno-compromised persons such as persons with cancer undergoing chemotherapy, persons who have undergone organ transplants, people with HIV/AIDS or other immune system disorders, some elderly, and infants can be particularly at risk from infections. These people should seek advice about drinking water from their health care providers. EPA/Centers for Disease Control and Prevention (CDC) guidelines on appropriate means to lessen the risk of infection by *Cryptosporidium* and other microbial contaminants are available from the Safe Drinking Water Hotline (800-426-4791).

CONTAMINANTS THAT MAY BE PRESENT IN SOURCE WATER INCLUDE:

Microbial Contaminants	such as viruses and bacteria, which may come from sewage treatment plants, septic systems, agricultural livestock operations, and wildlife.
Inorganic Contaminants	such as salts and metals, which can be naturally occurring or may result from urban storm water runoff, industrial or domestic wastewater discharges, oil and gas production, mining, or farming.
Pesticides and Herbicides	which may come from a variety of sources, such as agriculture, urban storm water runoff, and residential uses.
Organic Chemical Contaminants	including synthetic and volatile organic chemicals, which are by-products of industrial processes and petroleum production, and may also, come from gas stations, urban storm water runoff, and septic systems.
Radioactive Contaminants	which can be naturally occurring or may be the result of oil and gas production and mining activities.



Protecting Your Drinking Water Supply

Protecting drinking water at its source is an important part of the process to treat and deliver high quality water. It takes a community effort to protect our shared water resources. This includes utilities, businesses, residents, government agencies and organizations. Everyone who lives, works, and plays in the area has a role and stake in clean water supplies.

WHAT CAN YOU DO?

Quality drinking water starts upstream. Everyone can help maintain and improve drinking water supplies through the following actions:

- Properly dispose of pharmaceuticals, household chemicals, oils and paints. Materials can impact water ways if poured down the drain, flushed down the toilet, or dumped on the ground.
- Check for leaks from automobiles and heating fuel tanks. Clean up any spills using an absorbent material like cat litter. Sweep up the material and put it in a sealed bag. Check with the local refuse facility for proper disposal.
- Clean up after your pets and limit the use of fertilizers and pesticides.
- Take part in watershed activities.

Report any spills, illegal dumping or suspicious activity to the Pennsylvania DEP:

www.dep.pa.gov/About/ReportanIncident/Pages/EnvironmentalComplaints.aspx

FOR MORE INFORMATION

To learn more about your water supply and local activities, visit us online at www.amwater.com/paaw, or contact the regional Source Water Protection Lead, Josh Dunkle at PA.SWP.Team@amwater.com.

WHAT ARE WE DOING?

Our priority is to provide reliable, quality drinking water service for customers. The source of supply is an important part of that mission. We work to understand and reduce potential risks to your drinking water supply. We have developed a Source Water Protection Plan under the Pennsylvania Source Water Protection Technical Assistance Program (SWPTAP). This is a voluntary program to identify and address potential threats to drinking water supplies. Stakeholder involvement is an important part of the program. We partner with DEP to host annual meetings to review progress on the plan with stakeholders. We also welcome input on the plan or local water supplies [through our online feedback form](#).

Here are a few of the efforts underway to protect our shared water resources:



Community Involvement: We have a proactive public outreach program to help spread the word and get people involved. This includes school education, contests, and other community activities.



Environmental Grant Program: Each year, we fund projects that improve water resources in our local communities.



Pharmaceutical Collection: We sponsor drop box locations across the Commonwealth for residents to safely dispose of unwanted drugs for free. This helps keep pharmaceutical products from entering water supplies.

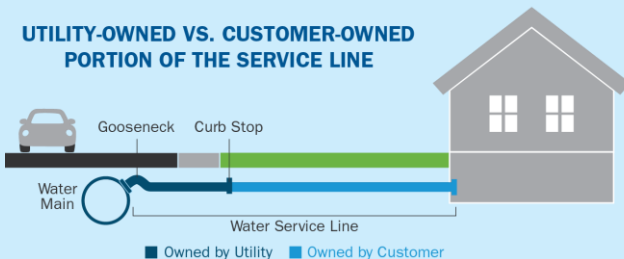


Protect Our Watersheds Art Contest: Open to fourth, fifth and sixth graders, the contest encourages students to use their artistic skills to express the importance of protecting our water resources.

About Lead

If present, elevated levels of lead can cause serious health problems, especially for pregnant women and young children. Lead in drinking water is primarily from materials and components associated with service lines and home plumbing. American Water is responsible for providing high quality drinking water but cannot control the variety of materials used in plumbing components. When your water has been sitting for several hours, you can minimize the potential for lead exposure by flushing your tap for 30 seconds to 2 minutes before using water for drinking or cooking. If you are concerned about lead in your water, you may wish to have your water tested. Information on lead in drinking water, testing methods, and steps you can take to minimize exposure is available from the Safe Drinking Water Hotline or at <http://www.epa.gov/safewater/lead>.

UTILITY-OWNED VS. CUSTOMER-OWNED PORTION OF THE SERVICE LINE



Please note: This diagram is a generic representation. Variations may apply.

The most common source of lead in tap water is from the customer's plumbing and their service line.

The utility-owned water mains are not made of lead; however, the water service line that carries the water from the water main in the street to your home could be. Homeowners' service lines may be made of lead, copper, galvanized steel or plastic. You can assess your service line material where it enters your home, typically in your basement, crawl space or garage, near the inlet valve.

MINIMIZING YOUR POTENTIAL EXPOSURE

You cannot see, smell or taste lead, and boiling water will not remove lead. Here are steps you can take to reduce your potential exposure if lead exists in your home plumbing.

CHECK YOUR PLUMBING AND SERVICE LINE

If you live in an older home, consider having a licensed plumber check your plumbing for lead. If your service line is made of lead, and you're planning to replace it, be sure to contact us at 1-800-565-7292.



1. Flush your taps. The longer the water lies dormant in your home's plumbing, the more lead it might contain. If the water in your faucet has gone unused for more than six hours, flush the tap with cold water for 30 seconds to two minutes before drinking or using it to cook. To conserve water, catch the running water and use it to water your plants.



2. Use cold water for drinking and cooking. Hot water has the potential to contain more lead than cold water. If hot water is needed for cooking, heat cold water on the stove or in the microwave.



3. Routinely remove and clean all faucet aerators.



4. Look for the "Lead Free" label when replacing or installing plumbing fixtures.



5. Follow manufacturer's instructions for replacing water filters in household appliances, such as refrigerators and ice makers, as well as home water treatment units and pitchers. Look for NSF 53 certified filters.



6. Flush after plumbing changes. Changes to your service line, meter, or interior plumbing may result in sediment, possibly containing lead, in your water supply. Remove the strainers from each faucet and run the water for 3 to 5 minutes.

Determining Your Service Line Material

Homeowners' service lines are most commonly made of lead, copper, galvanized steel or plastic. Homes built before 1930 are more likely to have lead plumbing systems.

There are different ways that you can determine if you have a lead service line.

- You can access your service line material where it enters your home, typically in your basement, crawl space or garage, near the inlet valve and identify the pipe material using the chart on the right.
- A licensed and insured plumber can inspect your pipes and plumbing.
- Lead test kits can be purchased at local hardware and home improvement stores. These kits are used to test paint, but can also be used to test pipe – not the water inside. Look for an EPA recognized kit. Wash your hands after inspecting plumbing and pipes.

TYPES OF PIPE

	• Galvanized: A dull, silver-gray color. Use a magnet - strong magnets will typically cling to galvanized pipes.
	• Copper: The color of a copper penny.
	• Plastic: Usually white, rigid pipe that is jointed to water supply piping with a clamp. Note: It can be other colors, including blue and black.
	• Lead: A dull, silver-gray color that is easily scratched with a coin. Use a magnet - strong magnets will <u>not</u> cling to lead pipes.

YOUR SERVICE LINE MATERIAL

Please note if your service lines contain lead, it does not mean you cannot use water as you normally do. Pennsylvania American Water regularly tests for lead in drinking water and our water meets state and federal water quality regulations, including those set for lead.

For more information on lead in drinking water, please visit <https://www.amwater.com/paaw/water-quality/Lead-and-Drinking-Water/lead-service-line-replacement-program>



Important Information About **Drinking Water**

CHLORAMINES

Chloramines are a Pennsylvania and federally approved alternative to free chlorine for water disinfection. Chloramines can reduce disinfection by-product formation and may help reduce concerns related to taste. Chloramines are also used by many American Water systems and many other water utilities nationally.

Chloramines have the same effect as chlorine for typical water uses with the exception that chloramines must be removed from water used in kidney dialysis and fish tanks or aquariums.

Treatments to remove chloramines are different than treatments for removing chlorine. Please contact your physician or dialysis specialist for questions pertaining to kidney dialysis water treatment. Contact your pet store or veterinarian for questions regarding water used for fish and other aquatic life. You may also contact our Customer Service Center at 1-800-565-7292 for more chloramine information.

FLUORIDE

Fluoride is a naturally occurring substance. It can be present in drinking water from two sources:

1. **By nature** when groundwater comes into contact with fluoride-containing minerals naturally present in the earth; or
2. **By a water purveyor** through addition of fluoride to the water they are providing in the distribution system.

Pennsylvania American Water-Pittsburgh adds fluoride to your water supply. EPA has set the amount of fluoride to 0.7 ppm to achieve an optimal fluoride level and prevent tooth decay. Pennsylvania's current maximum drinking water standard is 2.0 ppm.

If you have any questions on fluoride, please call Pennsylvania American Water's Customer Service Center at (800) 565-7292.

CHLORINE DISINFECTION

Chlorine is used to destroy disease-causing organisms in water, an essential step in delivering safe drinking water and protecting public health. Chlorination is the most widely used method for disinfecting water supplies in the United States. Chlorine is first applied at the water treatment facility and a continual residual is maintained to keep the water safe as it travels from the source, through the distribution system, and finally to your water tap. Medical centers that perform dialysis are responsible for on-site treatment and removal of chlorine. You may also contact our Customer Service Center at 1-800-565-7292 for more chlorine information.





Important Information About **Drinking Water**

CRYPTOSPORIDIUM

Cryptosporidium is a microbial pathogen found in surface water throughout the U.S. Although filtration removes Cryptosporidium, the most commonly-used filtration methods cannot guarantee 100 percent removal. Our monitoring indicates the presence of these organisms in our source water and/or finished water. Current test methods do not allow us to determine if the organisms are dead or if they are capable of causing disease. Ingestion of Cryptosporidium may cause cryptosporidiosis, an abdominal infection. Symptoms of infection include nausea, diarrhea, and abdominal cramps. Most healthy individuals can overcome the disease within a few weeks. However, immuno-compromised people, infants and small children, and the elderly are at greater risk of developing life-threatening illness. We encourage immuno-compromised individuals to consult their doctor regarding appropriate precautions to take to avoid infection. Cryptosporidium must be ingested to cause disease, and it may be spread through means other than drinking water.

NITRATES

Nitrate in drinking water at levels above 10 ppm is a health risk for infants of less than six months of age. High nitrate levels in drinking water can cause blue baby syndrome. Nitrate levels may rise quickly for short periods of time because of rainfall or agricultural activity. If you are caring for an infant, you should ask advice from your health care provider.

Important Information About **Drinking Water**

PFAS

Per- and polyfluoroalkyl substances (PFAS) are manufactured chemicals used in many household products including nonstick cookware (e.g., Teflon™), stain repellants (e.g., Scotchgard™), and waterproofing (e.g., GORE-TEX™). They are also used in industrial applications such as in firefighting foams and electronics production. There are thousands of PFAS chemicals, and they persist in the environment. Two well-known PFAS chemicals are perfluorooctanoic acid (PFOA) and perfluorooctane sulfonic acid (PFOS). These were phased out of production in the United States and replaced by hexafluoropropylene oxide-dimer acid (commonly known as GenX), perfluorobutane sulfonic acid (PFBS) and others.

As a leader in the industry, Pennsylvania American Water has been proactive in our approach to addressing PFAS ahead of Pennsylvania regulations. Pennsylvania American Water has performed voluntary sampling to better understand occurrence of certain PFAS in drinking water sources. This sampling allows us to understand how our water compares against the interim Health Advisory Levels set by U.S. EPA.

Recently, Pennsylvania Department of Environmental Protection finalized drinking water standards for PFOA and PFOS. On January 14, 2023, changes to PA Code 25, Chapter 109 were published in the Pennsylvania Bulletin establishing MCLs and monitoring requirements for PFAS. The regulation sets a maximum contaminant level of 14 ppt for PFOA, and 18 ppt for PFOS. Initial required monitoring will begin in January 2024.

While the regulation does not require monitoring to begin until January 1, 2024, our past sampling has shown that treatment will not be necessary to meet these standards. However, as required by PA DEP, we will complete the required monitoring called for by the regulation. Additionally, over the next few years, the Pittsburgh system will be checking its drinking water for 29 PFAS chemicals through our participation in the U.S. EPA Unregulated Contaminant Monitoring Rule program, or UCMR. Through the UCMR program, water systems collect data on a group of contaminants that are currently not regulated in drinking water at the federal level. U.S. EPA uses this information when deciding if it needs to create new drinking water limits.

The science and regulation of PFAS and other contaminants is always evolving, and Pennsylvania American Water strives to be a leader in research and development. PFAS contamination is one of the most rapidly changing areas in the drinking water field. We have invested in our own independent research, as well as engaging with other experts in the field to understand PFAS occurrence in the environment. We are also actively assessing treatment technologies that can effectively remove PFAS from drinking water, because we believe that investment in research is critically important to addressing this issue.



American Water has a history of leading research to understand contaminants that can make their way through the environment. Our dedicated scientists work with leaders in the water community to develop methods to detect, sample, measure and address these contaminants. Because investment in research is critical to address PFAS, American Water actively assesses treatment technologies that can effectively remove PFAS from drinking water.

Lauren A. Weinrich, Ph.D.
Principal Scientist



Water Quality Results

WATER QUALITY STATEMENT

We are pleased to report that during calendar year 2023, the results of testing of your drinking water complied with all state and federal drinking water requirements.

For your information, we have compiled a list in the table below showing the testing of your drinking water during 2023. The Pennsylvania Department of Environmental Protection allows us to monitor for some contaminants less than once per year because the concentration of the contaminants does not change frequently. Some of our data, though representative, are more than one year old.

Definition of Terms

These are terms that may appear in your report.

Action Level (AL): The concentration of a contaminant, which, if exceeded, triggers treatment or other requirements, that a water system must follow.

Level 1 Assessment: A Level 1 assessment is a study of the water system to identify potential problems and determine (if possible) why total coliform bacteria have been found in our water system.

Level 2 Assessment: A Level 2 assessment is a very detailed study of the water system to identify potential problems and determine (if possible) why an E. coli MCL violation has occurred and/or why total coliform bacteria have been found in our water system on multiple occasions.

LRAA: Locational Running Annual Average

Maximum Contaminant Level (MCL): The highest level of a contaminant that is allowed in drinking water. MCLs are set as close to the MCLGs as feasible using the best available treatment technology. See also Secondary Maximum Contaminant Level (SMCL).

Maximum Contaminant Level Goal (MCLG): The level of a contaminant in drinking water below which there is no known or expected risk to health. MCLGs allow for a margin of safety.

Maximum Residual Disinfectant Level (MRDL): The highest level of disinfectant allowed in drinking water. There is convincing evidence that addition of a disinfectant is necessary for control of microbial contaminants.

Maximum Residual Disinfectant Level Goal (MRDLG): The level of a drinking water disinfectant below which there is no known or expected risk to health. MRDLGs do not reflect the benefits of the use of disinfectants to control microbial contaminants.

MFL: Million fibers per liter.

micromhos per centimeter ($\mu\text{mhos/cm}$): A measure of electrical conductance.

Minimum Residual Disinfectant Level (MinRDL): The minimum level of residual disinfectant required at the entry point to the distribution system.

NA: Not applicable

ND: Not detected

Nephelometric Turbidity Units (NTU): Measurement of the clarity, or turbidity, of the water.

pH: A measurement of acidity, 7.0 being neutral.

picocuries per liter (pCi/L): Measurement of the natural rate of disintegration of radioactive contaminants in water (also beta particles).

parts per billion (ppb): One part substance per billion parts water, or micrograms per liter.

parts per million (ppm): One part substance per million parts water, or milligrams per liter.

parts per trillion (ppt): One part substance per trillion parts water, or nanograms per liter.

Secondary Maximum Contaminant Level (SMCL): Secondary MCLs are set to protect the odor, taste, and appearance of drinking water.

TON: Threshold Odor Number

Treatment Technique (TT): A required process intended to reduce the level of a contaminant in drinking water.

%: Percent

MEASUREMENTS

Parts Per Million



in a 10 gallon fish tank

Parts Per Billion



in a 10,000 gallon swimming pool

Parts Per Trillion



in 35 junior size Olympic pools

Water Quality Results

Pennsylvania American Water conducts extensive monitoring to determine if your water meets all water quality standards. The detections of our monitoring are reported in the following tables. While most monitoring was conducted in 2023, certain substances are monitored less than once per year because the levels do not change frequently. For help with interpreting the tables below, see the “Definition of Terms” on the previous page. Some unregulated substances are measured, but maximum contaminant levels have not been established by the government. These contaminants are shown for your information.

NOTE: Regulated contaminants not listed in this table were not found in the treated water supply.

Hays Mine – Pennsylvania American Water – Pittsburgh (Hays Mine Treatment Plant)

Aldrich – Pennsylvania American Water – Pittsburgh (Aldrich Treatment Plant)

LEAD AND COPPER MONITORING - At least 30 tap water samples are collected at customers’ taps every 3-years

Substance (with units)	Year Sampled	Compliance Achieved	MCLG	Action Level (AL)	90 th Percentile	No. of Homes Sampled	Homes Above Action Level	Typical Source
Lead (ppb)	2022	Yes	0	15	0	30	0	Corrosion of household plumbing systems.
Copper (ppm)	2022	Yes	1.3	1.3	0.077	30	0	Corrosion of household plumbing systems.

REVISED TOTAL COLIFORM RULE - At least 240 samples collected each month in the distribution system

Substance (with units)	Year Sampled	Compliance Achieved	MCLG	MCL	Highest No. of Samples	Typical Source
Total Coliform ¹	2023	Yes	0	*TT = Less than 5% of monthly samples are positive	0	Naturally present in the environment.
E. Coli ²	2023	Yes	0	MCL = No confirmed samples	0	Human and animal fecal waste.

NOTE: Coliforms are bacteria that are naturally present in the environment and are used as an indicator of the general bacteriological quality of the water. We are reporting the highest percentage of positive samples / highest number of positive samples in any month.

1 – The Treatment Technique for Total Coliforms requires that if the number of total coliform positive samples exceeds 1, a system assessment must be conducted, any sanitary defects identified, and corrective actions completed. Additional Level 1 Assessments or Level 2 Assessments are required depending on the circumstances.

2 – The Treatment Technique for E. Coli requires that for any total coliform positive routine sample with one or more total coliform positive check samples and an E. coli positive result for any of the samples a Level 2 Assessment must be conducted, any sanitary defects identified, and corrective actions completed. The E. Coli MCL is exceeded if routine and repeat samples are total coliform-positive and either is E. coli-positive, or the system fails to take repeat samples following an E. coli-positive routine sample, or the system fails to analyze total coliform-positive repeat samples for E. coli..

DISINFECTION BYPRODUCTS - Collected in the Distribution System

Substance (with units)	Year Sampled	Compliance Achieved	MCLG	MCL	Highest LRAA	Range Detected	Typical Source
Total Trihalomethanes (TTHMs) (ppb)	2023	Yes	NA	80	62.1	26.1 – 78.4	By-product of drinking water disinfection.
Haloacetic Acids (HAAs) (ppb)	2023	Yes	NA	60	21.4	8.8 – 26.3	By-product of drinking water disinfection.

NOTE: Compliance is based on the running annual average at each location (LRAA). The Highest LRAA reflects the highest average at any location and the Range Detected reflects all samples used to calculate the running annual averages.

DISINFECTANT RESIDUAL MONITORING - Collected at the water treatment facility entry points and the distribution system

Substance (units)	Source	Year Sampled	Compliance Achieved	MRDLG	MRDL	Minimum Required Chlorine Residual	Compliance Result	Range Detected	Typical Source
Entry Point Chlorine Residual (ppm) ¹	Hays Mine	2023	Yes	4	4	0.20	1.12	1.12 – 2.89	Water additive used to control microbes.
Entry Point Chlorine Residual (ppm) ¹	Aldrich	2023	Yes	4	4	0.20	1.49	1.49 – 3.68	Water additive used to control microbes.
Distribution System Chlorine Residual (ppm) ²	PAW - Pittsburgh	2023	Yes	4	4	0.2	2.31	1.52 - 2.31	Water additive used to control microbes.

1 – Result represents the lowest residual entering the distribution system from the surface water treatment plant.

2 – Result represents the highest monthly average of chlorine residuals measured throughout the distribution system.

DISINFECTION BY-PRODUCTS PRECURSOR REMOVAL - Collected at the surface water treatment plant

Substance (units)	Source	Year Sampled	Compliance Achieved	MCLG	MCL	Range of % Removal Required	Range of % Removal Achieved	Number of Quarters Out of Compliance	Typical Source
Total Organic Carbon (ppm)	Hays Mine	2023	Yes	NA	TT	35%	6.6 – 35.3	0	Naturally present in the environment.
Total Organic Carbon (ppm)	Aldrich	2023	Yes	NA	TT	35%	18.4 – 35.6	0	Naturally present in the environment.

NOTE: If required removal was not met, compliance was achieved based on the approved alternate criteria.

TURBIDITY – Continuous monitoring at the surface water treatment plant

Substance (with units)	Source	Year Sampled	Compliance Achieved	MCLG	MCL	Highest Single Measurement and Lowest Monthly % of Samples ≤ 0.3 NTU	Sample Date of Highest and Lowest Compliance Result	Typical Source
Turbidity (NTU)	Hays Mine	2023	Yes	0	TT: Single result >1 NTU	0.12	01/05/2023	Soil runoff.
		2023	Yes	NA	TT: At least 95% of samples ≤ 0.3 NTU	100%	NA	Soil runoff.
Turbidity (NTU)	Aldrich	2023	Yes	0	TT: Single result >1 NTU	0.077	12/04/2023	Soil runoff.
		2023	Yes	NA	TT: At least 95% of samples ≤ 0.3 NTU	100%	NA	Soil runoff.

SECONDARY CONTAMINANTS & OTHER MONITORING - Collected at the water treatment facilities

Substance (with units)	Year Sampled	SMCL	Average Result	Typical Source
Hays Mine - pH	2023	6.5 – 8.5	7.35	pH is an expression of the acidic or basic condition of a liquid (scale 0 to 14), with neutral being 7. Adjusted to maintain optimal corrosion control.
Aldrich - pH	2023	6.5 – 8.5	7.66	
Hays Mine - Iron (ppm) ¹	2023	0.3	<0.02	Corrosion of pipes; leaching of iron salts from soil and rocks, and industrial pollution. Essential dietary trace nutrient
Aldrich - Iron (ppm) ¹	2023	0.3	<0.01	
Hays Mine - Manganese (ppm) ¹	2023	0.05	<0.02	Naturally-occurring elemental metal; largely used in aluminum alloy production. Essential dietary trace nutrient.
Aldrich - Manganese (ppm) ¹	2023	0.05	<0.02	
Hays Mine - Hardness (ppm)	2023	NA	120 (7.02 grains per gallon)	Represents the total concentration of calcium and magnesium ions, reported as calcium carbonate.
Aldrich - Hardness (ppm)	2023	NA	92 (5.38 grains per gallon)	

1 – Secondary contaminants with SMCLs are primarily established to address aesthetic concerns.

OTHER REGULATED SUBSTANCES - Collected at the water treatment facilities and in the distribution system

Substance (units)	Source	Year Sampled	Compliance Achieved	MCLG	MCL	Highest Compliance Result	Range Detected	Typical Source
Nitrate (ppm)	Hays Mine	2023	Yes	10	10	0.65	Single Sample	Runoff from fertilizer use; industrial or domestic wastewater discharges; erosion of natural deposits.
Nitrate (ppm)	Aldrich	2023	Yes	10	10	0.67	Single Sample	Runoff from fertilizer use; industrial or domestic wastewater discharges; erosion of natural deposits.
Fluoride (ppm)	Hays Mine	2023	Yes	2	2	0.58	0.48 – 0.84	Erosion of natural deposits; water additive which promotes strong teeth; discharge from fertilizer and aluminum factories.
Fluoride (ppm)	Aldrich	2023	Yes	2	2	0.50	0.60 – 1.01	Erosion of natural deposits; water additive which promotes strong teeth; discharge from fertilizer and aluminum factories.
Sodium (ppm) ¹	Hays Mine	2023	NA	NA	NA	34.5	Single Sample	Sodium is a natural constituent of raw water, but its concentration can be increased by pollution sources such as rock salt treatment, run-off, and detergents.
Sodium (ppm) ¹	Aldrich	2023	NA	NA	NA	16.1	Single Sample	Sodium is a natural constituent of raw water, but its concentration can be increased by pollution sources such as rock salt treatment, run-off, and detergents.
Gross Beta Particles (pCi/L)	Hays Mine	2023	Yes	50	50	2.41	ND – 2.41	Decay of natural and manmade deposits.
Gross Beta Particles (pCi/L)	Aldrich	2023	Yes	50	50	11.6	ND – 11.6	Decay of natural and manmade deposits.

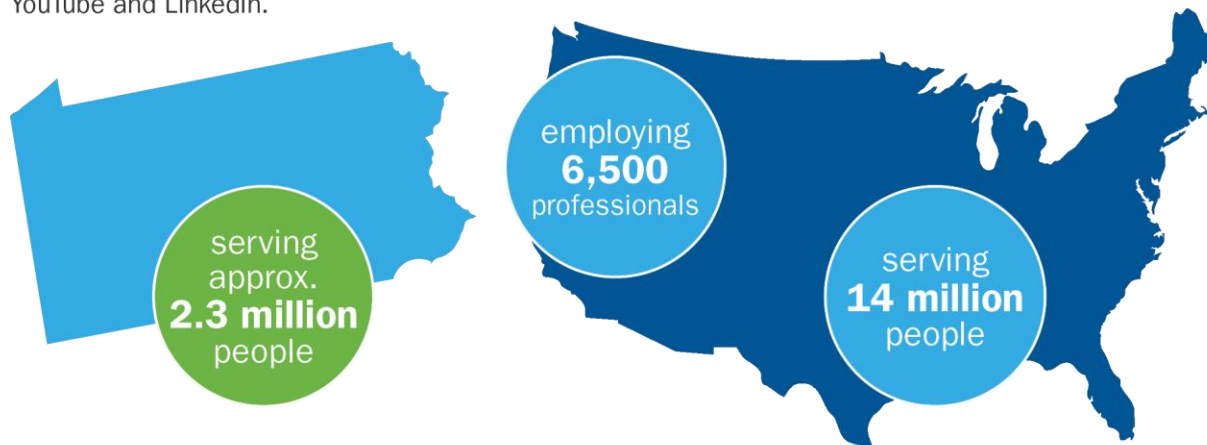
1 - For healthy individuals, the sodium intake from water is not important because a much greater intake of sodium takes place from salt in the diet. However, sodium levels above the recommended upper limit of 20 ppm may be of concern to individuals on a sodium restricted diet.



About Us

American Water (NYSE: AWK) is the largest regulated water and wastewater utility company in the United States. With a history dating back to 1886, We Keep Life Flowing® by providing safe, clean, reliable and affordable drinking water and wastewater services to more than 14 million people with regulated operations in 14 states and on 18 military installations. American Water's 6,500 talented professionals leverage their significant expertise and the company's national size and scale to achieve excellent outcomes for the benefit of customers, employees, investors and other stakeholders.

Pennsylvania American Water, a subsidiary of American Water, is the largest regulated water utility in the state, providing high-quality and reliable water and wastewater services to approximately 2.3 million people. For more information, visit pennsylvaniaamwater.com and follow us on X, Facebook, Instagram, YouTube and LinkedIn.



PENNSYLVANIA AMERICAN WATER FACTS AT A GLANCE

- **COMMUNITIES SERVED**
418 communities in
37 counties
- **CUSTOMERS SERVED**
683,000 water customers
(92% residential, 7% commercial and
1% industrial); 98,000 wastewater
customers
- **EMPLOYEES**
Approx. 1,200
- **TREATMENT FACILITIES**
37 surface water treatment plants
and 95 active groundwater sources
(average daily delivery including surface
water, groundwater and purchased
water is 190 million gallons per day
(MGD); 25 wastewater plants
(65 MGD permitted capacity)
- **MILES OF PIPELINE**
11,688 miles of water
and sewer pipe
- **STORAGE AND TRANSMISSION**
275 water storage facilities;
427 water and wastewater pumping
stations
- **SOURCE OF SUPPLY**
92% surface water,
7% groundwater and
1% purchased water
- **PARTNERSHIP FOR
SAFE WATER AWARDS**
33 of our treatment plants received
Directors Awards for the Partnership for
Safe Water

How to Contact Us

If you have any questions about this report, your drinking water, or service, please contact Pennsylvania American Water's Customer Service Center Monday to Friday, 7 a.m. to 7 p.m. at 1-800-565-7292.

WATER INFORMATION SOURCES

Pennsylvania American Water

www.amwater.com/paaw

Pennsylvania DEP Bureau of Safe Drinking Water:

<https://www.dep.pa.gov/Business/Water/BureauSafeDrinkingWater/pages/default.aspx>

United States Environmental Protection Agency (USEPA):

www.epa.gov/safewater

Safe Drinking Water Hotline: (800) 426-4791

Centers for Disease Control and Prevention: www.cdc.gov

American Water Works Association: www.awwa.org

Water Quality Association: www.wqa.org

National Library of Medicine/National Institute of Health:

www.nlm.nih.gov/medlineplus/drinkingwater.html

This report contains important information about your drinking water. Translate it, or speak with someone who understands it at 1-800-565-7292.

This report contains important information about your drinking water. Translate it, or speak with someone who understands it at 1-800-565-7292.

Este informe contiene información muy importante sobre su agua potable. Tradúzcalo o hable con alguien que lo entienda bien al 1-800-565-7292.

Ntawm no yog ib co lus qhia tseem ceeb heev txog koj cov dej seb huv npaum li cas. Yog tias koj xav tau kev pab txhais cov lus qhia no, thov hu rau peb ntawm 1-800-565-7292.

這是關於您的水質的十分重要的資訊。如果您需要幫助翻譯此資訊請致電 **1-800-565-7292** 與我們聯繫。

आपके पानी की गुणवत्ता के बारे में यह बहुत महत्वपूर्ण सूचना है। यदि इस सूचना के अनुवाद के लिए आपको सहायता की जरूरत हो, तो कृपया **1-800-565-7292** र हमें काल करें।

Это очень важная информация о качестве Вашей воды. Если Вам требуется перевод этой информации, позвоните нам по телефону 1-800-565-7292.

Ito ay isang napakahalagang impormasyon tungkol sa kalidad ng iyong tubig. Kung iyong kailangan ng tulong sa pagsalin ng impormasyon na ito, mangyaring tumawag sa amin sa 1-800-565-7292.

Đây là thông tin rất quan trọng về chất lượng nước của quý vị. Nếu quý vị cần thông dịch thông tin này, xin gọi chúng tôi theo số 1-800-565-7292.