



2023 Annual **WATER QUALITY REPORT**

CORONADO

PWS ID: CA3710001

**QUALITY. ONE MORE WAY
WE KEEP LIFE FLOWING.**



**CALIFORNIA
AMERICAN WATER**

WE KEEP LIFE FLOWING®

What is a Consumer Confidence Report (CCR)

Once again, we proudly present our Annual Water Quality Report, also referred to as a Consumer Confidence Report (CCR). CCRs let consumers know what contaminants, if any, were detected in their drinking water as well as related potential health effects. CCRs also include details about where your water comes from and how it is treated. Additionally, they educate customers on what it takes to deliver safe drinking water and highlight the need to protect drinking water sources.

We are committed to delivering high quality drinking water service. To that end, we remain vigilant in meeting the challenges of source water protection, water conservation, environmental compliance, sustainability and community education while continuing to serve the needs of all our water users.

This report contains important information about your drinking water. Translate it, or speak with someone who understands it at 1-888-237-1333.

Este informe contiene información muy importante sobre su agua potable. Tradúzcalo o hable con alguien que lo entienda bien al 1-888-237-1333.

Ntawm no yog ib co lus qhia tseem ceeb heev txog koj cov dej seb huv npaum li cas. Yog tias koj xav tau kev pab txhais cov lus qhia no, thov hu rau peb ntawm 1-888-237-1333.

這是關於您的水質的十分重要的資訊。如果您需要幫助翻譯此資訊請致電 **1-888-237-1333** 與我們聯繫。

आपके पानी की गुणवत्ता के बारे में यह बहुत महत्वपूर्ण सूचना है। यदि इस सूचना के अनुवाद के लिए आपको सहायता की जरूरत हो, तो कृपया **1-888-237-1333** र हमें काल करें।

Это очень важная информация о качестве Вашей воды. Если Вам требуется перевод этой информации, позвоните нам по телефону 1-888-237-1333.

Ito ay isang napakahalagang impormasyon tungkol sa kalidad ng iyong tubig. Kung iyong kailangan ng tulong sa pagsalin ng impormasyon na ito, mangyaring tumawag sa amin sa 1-888-237-1333.

Đây là thông tin rất quan trọng về chất lượng nước của quý vị. Nếu quý vị cần thông dịch thông tin này, xin gọi chúng tôi theo số 1-888-237-1333.

TABLE OF CONTENTS

What is a Consumer Confidence Report	2
A message from our President	3
Mark of Excellence	4
About Your Drinking Water Supply	5
What are the Sources of Contaminants?	6
Protecting Your Drinking Water Supply	7
About Lead	8
Determining Your Service line Material	9
Important Information About Your Water	10
• Fluoride	
Water Quality Results	11
Definitions of Terms Used in Document	12
Water Quality Results: Detailed Tables	13-17
Public Notification	18
About Us	19
Contact Us	20

A message from California American Water's President



KEVIN TILDEN

President
California American Water

Dear California American Water Customer,

At California American Water, our highest priority is making sure you can have confidence in the water you use to cook, bath, clean and serve your family. Most people take their water quality for granted in the United States and expect clean water to be always available. I am very proud of our employees who work hard and worry about water quality so that you do not have to. We have rigorous safeguards in place to help provide water to you that meets or surpasses increasingly stringent water quality standards.

Across California, we conducted approximately 650 distinct types of tests on more than 25,000 water samples for nearly 3,000 constituents last year. We are proud and pleased to confirm that those tests showed that we met every primary and secondary state and federal water quality standard.

IMPROVING INFRASTRUCTURE: Last year, we invested more than \$130 million in water infrastructure in the California communities we serve. This investment helps maintain the safety and reliability of the facilities and technology needed to draw, treat, and distribute water. This investment also helps bolster our conservation efforts and strengthen our wildfire resiliency across the state.

VALUE: While costs to provide water service continue to increase across the country, our investments help us provide high quality water service that remains an exceptional value for such an essential service. We also have great conservation programs to help you reduce your bill, and low-income assistance for those in need.

If you have any questions or concerns, you can contact us by phone, email or online at www.californiaamwater.com.

Please take the time to review this report as it provides details about the source and quality of your drinking water, using data from water quality testing conducted for your local system between January and December 2023.

We take our duty of being your water provider seriously and are proud of the results you will read about in the attached report.

Kevin Tilden
California American Water

This report contains important information about your drinking water. Translate it or speak with someone who understands it at (888) 237-1333, Monday-Friday, 7 a.m. to 7 p.m.



ATTENTION: Landlords and Apartment Owners

Please share a copy of this notice with your tenants. It includes important information about their drinking water quality.



Mark of
Excellence



EVERY STEP OF THE WAY.

Our team monitors and tests your water at multiple points throughout our process of drawing it from its source, treating it to meet drinking water standards, and distributing it through our pipeline systems. **In fact, American Water performs over one million tests annually for about 100 regulated contaminants, nationwide.**



EXPERTISE. RECOGNIZED AT THE HIGHEST LEVEL.

American Water is an expert in water quality testing, compliance and treatment and has established industry-leading water testing facilities. Our dedicated team of scientists and researchers are committed to finding solutions for water quality challenges and implementing new technologies. American Water is recognized as an industry leader in water quality and works cooperatively with the EPA so that drinking water standards and new regulations produce benefits for customers and public water suppliers. American Water has earned awards from the EPA's Partnership for Safe Water as well as awards for superior water quality from state regulators, industry organizations, individual communities, and government and environmental agencies.



WATER QUALITY. DOWN TO A SCIENCE.

Our team also has access to American Water's Central Laboratory in Belleville, Illinois, which conducts sophisticated drinking water testing and analysis. American Water scientists refine testing procedures, innovate new methods, and set new standards for detecting potentially new contaminants—even before regulations are in place.



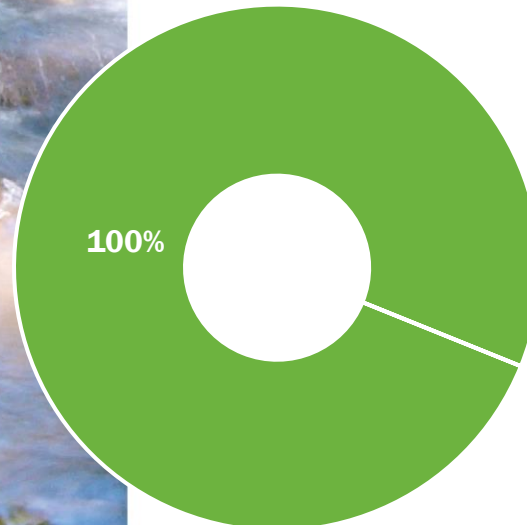
MAINTAINING QUALITY FOR FUTURE GENERATIONS.

Just as California American Water is investing in research and testing, we also understand the importance of investing in the infrastructure that provides high-quality water service to you. Last year alone, **we invested more than \$130 million to improve our water and wastewater treatment and pipeline systems.**

About Your Drinking Water Supply

WHERE YOUR WATER COMES FROM

The Coronado water system is served entirely by treated surface water purchased from the City of San Diego. The City of San Diego obtains 80 to 90 percent of its raw surface water supplies from the San Diego County Water Authority and the remainder from local reservoirs. The San Diego County Water Authority in turn obtains most of its supply from the Metropolitan Water District of Southern California (MWDSC) as well as through transfers from other water agencies. MWDSC has two main raw water sources: the Colorado River and the Sacramento River Delta. Water is conveyed to MWDSC via the Colorado and California aqueducts. The MWDSC water is then conveyed to the San Diego County area via the San Diego County Water Authority and accounts for approximately 80 to 90 percent of the City of San Diego's water supply. The City of San Diego has three water treatment plants that treat its available raw water supplies. The Coronado System receives its drinking water from only two of the City's three water treatment plants (WTPs): Alvarado and Otay. The City of San Diego water quality data presented represents the water quality data only taken from the Alvarado (Alv) and Otay WTPs. The water from the City's Miramar WTP does not reach the Coronado water system and is not included. In February 2011, the City of San Diego began fluoridating the water it produces at all its treatment plants at an optimized target level of 0.6 mg/L.



SOURCE OF SUPPLY FOR THE SYSTEM

■ Purchased Water



QUICK FACTS ABOUT THE CORONADO SYSTEM

Communities served:

Coronado, Imperial Beach, portions of the cities of Chula Vista & San Diego

Water source:

Treated Surface Water

Disinfection treatment:

Surface water supplies are treated with chloramines to maintain water quality in the distribution system.



What are the Sources of Contaminants?

To provide tap water that is safe to drink, EPA and the State Water Resources Control Board prescribe regulations which limit the amount of certain contaminants in water provided by public water systems. U.S. Food and Drug Administration (FDA) regulations establish limits for contaminants in bottled water which must provide the same protection for public health.

Drinking water, including bottled water, may reasonably be expected to contain at least small amounts of some contaminants. The presence of contaminants does not necessarily indicate that water poses a health risk. More information about

contaminants and potential health effects can be obtained by calling the Environmental Protection Agency's Safe Drinking Water Hotline (800-426-4791).

The sources of drinking water (both tap water and bottled water) include rivers, lakes, streams, ponds, reservoirs, springs, aquifers and/or groundwater. As water travels over the surface of the land or through the ground, it dissolves naturally-occurring minerals and, in some cases, radioactive material, and can pick up substances resulting from the presence of animals or from human activity.

SPECIAL HEALTH INFORMATION

Some people may be more vulnerable to contaminants in drinking water than the general population. Immuno-compromised persons such as persons with cancer undergoing chemotherapy, persons who have undergone organ transplants, people with HIV/AIDS or other immune system disorders, some elderly, and infants can be particularly at risk from infections. These people should seek advice about drinking water from their health care providers. EPA/Centers for Disease Control and Prevention (CDC) guidelines on appropriate means to lessen the risk of infection by Cryptosporidium and other microbial contaminants are available from the Safe Drinking Water Hotline (800-426-4791).

CONTAMINANTS THAT MAY BE PRESENT IN SOURCE WATER INCLUDE:

Microbial Contaminants	such as viruses and bacteria, which may come from sewage treatment plants, septic systems, agricultural livestock operations, and wildlife.
Inorganic Contaminants	such as salts and metals, which can be naturally occurring or may result from urban storm water runoff, industrial or domestic wastewater discharges, oil and gas production, mining, or farming.
Pesticides and Herbicides	which may come from a variety of sources, such as agriculture, urban storm water runoff, and residential uses.
Organic Chemical Contaminants	including synthetic and volatile organic chemicals, which are by-products of industrial processes and petroleum production, and may also, come from gas stations, urban storm water runoff, and septic systems.
Radioactive Contaminants	which can be naturally occurring or may be the result of oil and gas production and mining activities.



Protecting Your Drinking Water Supply

Protecting drinking water at its source is an important part of the process to treat and deliver high quality water. It takes a community effort to protect our shared water resources. This includes utilities, businesses, residents, government agencies and organizations. Everyone who lives, works, and plays in the area has a role and stake in clean water supplies.

WHAT CAN YOU DO?

Quality drinking water starts upstream. Everyone can help maintain and improve drinking water supplies through the following actions:

- Properly dispose of pharmaceuticals, household chemicals, oils and paints. Materials can impact water ways if poured down the drain, flushed down the toilet, or dumped on the ground.
- Check for leaks from automobiles and heating fuel tanks. Clean up any spills using an absorbent material like cat litter. Sweep up the material and put it in a sealed bag. Check with the local refuse facility for proper disposal.
- Clean up after your pets and limit the use of fertilizers and pesticides.
- Take part in watershed activities.

Report any spills, illegal dumping or suspicious activity to California Governor's Office of Emergency Services (Cal OES) Warning Center here: (800) 852-7550

FOR MORE INFORMATION

To learn more about your water supply and local activities, visit us online at californiaamwater.com or contact the regional Source Water Protection Lead, Mike Phillips at 626-223-9460.

WHAT ARE WE DOING?

Here are a few of the efforts underway to protect our shared water resources:



Community Involvement: We have a proactive public outreach program to help spread the word and get people involved. This includes school education, contests, and other community activities.

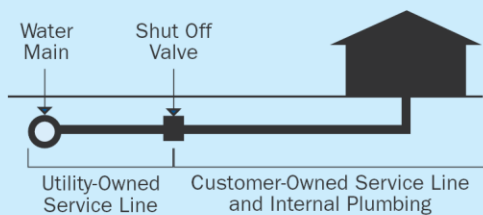


Environmental Grant Program: Each year, we fund projects that improve water resources in our local communities.

About Lead

If present, elevated levels of lead can cause serious health problems, especially for pregnant women and young children. Lead in drinking water is primarily from materials and components associated with service lines and home plumbing. American Water is responsible for providing high quality drinking water but cannot control the variety of materials used in plumbing components. When your water has been sitting for several hours, you can minimize the potential for lead exposure by flushing your tap for 30 seconds to 2 minutes before using water for drinking or cooking. If you are concerned about lead in your water, you may wish to have your water tested. Information on lead in drinking water, testing methods, and steps you can take to minimize exposure is available from the Safe Drinking Water Hotline or at <http://www.epa.gov/safewater/lead>.

UTILITY-OWNED VS. CUSTOMER-OWNED PORTION OF THE SERVICE LINE



Please note: This diagram is a generic representation. Variations may apply.

The most common source of lead in tap water is from the customer's plumbing and their service line.

Our water mains are not made of lead; however, the water service line that carries the water from the water main in the street to your home could be. Homeowners' service lines may be made of lead, copper, galvanized steel or plastic. You can assess your service line material where it enters your home, typically in your basement, crawl space or garage, near the inlet valve.

MINIMIZING YOUR POTENTIAL EXPOSURE

You cannot see, smell or taste lead, and boiling water will not remove lead. Here are steps you can take to reduce your potential exposure if lead exists in your home plumbing.

CHECK YOUR PLUMBING AND SERVICE LINE

If you live in an older home, consider having a licensed plumber check your plumbing for lead. If your service line is made of lead, and you're planning to replace it, be sure to contact us at 1-888-237-1333.



1. Flush your taps. The longer the water lies dormant in your home's plumbing, the more lead it might contain. If the water in your faucet has gone unused for more than six hours, flush the tap with cold water for 30 seconds to two minutes before drinking or using it to cook. To conserve water, catch the running water and use it to water your plants.



2. Use cold water for drinking and cooking. Hot water has the potential to contain more lead than cold water. If hot water is needed for cooking, heat cold water on the stove or in the microwave.



3. Routinely remove and clean all faucet aerators.



4. Look for the "Lead Free" label when replacing or installing plumbing fixtures.



5. Follow manufacturer's instructions for replacing water filters in household appliances, such as refrigerators and ice makers, as well as home water treatment units and pitchers. Look for NSF 53 certified filters.



6. Flush after plumbing changes. Changes to your service line, meter, or interior plumbing may result in sediment, possibly containing lead, in your water supply. Remove the strainers from each faucet and run the water for 3 to 5 minutes.





Determining Your Service Line Material

Homeowners' service lines are most commonly made of lead, copper, galvanized steel or plastic. Homes built before 1930 are more likely to have lead plumbing systems.

There are different ways that you can determine if you have a lead service line.

- You can access your service line material where it enters your home, typically in your basement, crawl space or garage, near the inlet valve and identify the pipe material using the chart on the right.
- A licensed and insured plumber can inspect your pipes and plumbing.
- Lead test kits can be purchased at local hardware and home improvement stores. These kits are used to test paint, but can also be used to test pipe – not the water inside. Look for an EPA recognized kit. Wash your hands after inspecting plumbing and pipes.

TYPES OF PIPE

	<ul style="list-style-type: none">• Galvanized: A dull, silver-gray color. Use a magnet - strong magnets will typically cling to galvanized pipes.
	<ul style="list-style-type: none">• Copper: The color of a copper penny.
	<ul style="list-style-type: none">• Plastic: Usually white, rigid pipe that is jointed to water supply piping with a clamp. Note: It can be other colors, including blue and black.
	<ul style="list-style-type: none">• Lead: A dull, silver-gray color that is easily scratched with a coin. Use a magnet - strong magnets will <u>not</u> cling to lead pipes.

YOUR SERVICE LINE MATERIAL

Please note if your service lines contain lead, it does not mean you cannot use water as you normally do. California American Water regularly tests for lead in drinking water and our water meets state and federal water quality regulations, including those set for lead.

For more information on lead in drinking water, please visit <https://www.amwater.com/caaw/Water-Quality-Wastewater-Information/Lead-and-Drinking-Water>



Important Information About **Drinking Water**

FLUORIDE

Fluoride is a naturally occurring substance. It can be present in drinking water from two sources:

- 1. By nature** when groundwater comes into contact with fluoride-containing minerals naturally present in the earth; or
- 2. By a water purveyor** through addition of fluoride to the water they are providing in the distribution system.

The Coronado System has naturally-occurring fluoride in the water from the City of San Diego. State regulators require water producers to supplement this naturally occurring fluoride to an optimum fluoride level of 0.7 parts per million (ppm). In 2023 treated water had concentrations in the range of ND to 0.8 ppm to comply with the state's Water Fluoridation Standards. The naturally-occurring fluoride levels in the City of San Diego's sources are close to optimal levels (approximately 0.6 ppm) the fluoride levels in the entire system are consistent year-round. If you have any questions on fluoride, please call California American Water's Customer Service Center at (888) 237-1333.



Water Quality Results

WATER QUALITY STATEMENT

For your information, we have compiled a list in the table below showing the testing of your drinking water during 2023. The Division of Drinking Water allows us to monitor for some contaminants less than once per year because the concentration of the contaminants does not change frequently. Some of our data, though representative, are more than one year old.

OTHER INFORMATION

In August 2023, we received a citation for an E. Coli MCL violation, due to finding E. Coli bacteria, indicating a need to look for potential problems in water treatment or distribution. See the section “Public Notification” after the tables for further explanation.

Definition of Terms

These are terms that may appear in your report.

Action Level (AL): The concentration of a contaminant, which, if exceeded, triggers treatment or other requirements, that a water system must follow.

DDW: Division of Drinking Water

Level 1 Assessment: A Level 1 assessment is a study of the water system to identify potential problems and determine (if possible) why total coliform bacteria have been found in our water system.

Level 2 Assessment: A Level 2 assessment is a very detailed study of the water system to identify potential problems and determine (if possible) why an E. coli MCL violation has occurred and/or why total coliform bacteria have been found in our water system on multiple occasions.

LRAA: Locational Running Annual Average

Maximum Contaminant Level (MCL): The highest level of a contaminant that is allowed in drinking water. MCLs are set as close to the MCLGs as feasible using the best available treatment technology. Secondary MCLs (SMCL) are set to protect the odor, taste, and appearance of drinking water.

Maximum Contaminant Level Goal (MCLG): The level of a contaminant in drinking water below which there is no known or expected risk to health. MCLGs allow for a margin of safety.

Maximum Residual Disinfectant Level (MRDL): The highest level of disinfectant allowed in drinking water. There is

convincing evidence that addition of a disinfectant is necessary for control of microbial contaminants.

Maximum Residual Disinfectant Level Goal (MRDLG): The level of a drinking water disinfectant below which there is no known or expected risk to health. MRDLGs do not reflect the benefits of the use of disinfectants to control microbial contaminants.

MFL: Million fibers per liter.

micromhos per centimeter ($\mu\text{mhos/cm}$): A measure of electrical conductance.

NA: Not applicable

N/A: No data available

ND: Not detected

Nephelometric Turbidity Units (NTU): Measurement of the clarity, or turbidity, of the water.

Notification Level (NL): The concentration of a contaminant, which, if exceeded, requires notification to DDW and the consumer. Not an enforceable standard.

pH: A measurement of acidity, 7.0 being neutral.

picocuries per liter (pCi/L): Measurement of the natural rate of disintegration of radioactive contaminants in water (also beta particles).

parts per billion (ppb): One part substance per billion parts water, or micrograms per liter.

parts per million (ppm): One part substance per million parts water, or

milligrams per liter.

parts per trillion (ppt): One part substance per trillion parts water, or nanograms per liter.

Primary Drinking Water Standard (PDWS): MCLs for contaminants that affect health along with their monitoring and reporting requirements and water treatment requirements.

Public Health Goal (PHG): The level of a contaminant in drinking water below which there is no known or expected risk to health. PHGs are set by the California EPA.

RAA: Running Annual Average

Secondary Maximum Contaminant Level (SMCL): Secondary MCLs are set to protect the odor, taste, and appearance of drinking water.

SWRCB: State Water Resources Control Board

TON: Threshold Odor Number

Total Dissolved Solids (TDS): An overall indicator of the amount of minerals in water.

Treatment Technique (TT): A required process intended to reduce the level of a contaminant in drinking water.

Variations and Exemptions: State or EPA permission not to meet an MCL or utilize a treatment technique under certain conditions.

%: Percent

MEASUREMENTS

Parts Per Million



in a 10 gallon fish tank

Parts Per Billion



in a 10,000 gallon swimming pool

Parts Per Trillion



in 35 junior size Olympic pools

Water Quality Results

California American Water conducts extensive monitoring to determine if your water meets all water quality standards. The detections of our monitoring are reported in the following tables. While most monitoring was conducted in 2023, certain substances are monitored less than once per year because the levels do not change frequently. For help with interpreting the tables below, see the “Definition of Terms” on the previous page. Some unregulated substances are measured, but maximum contaminant levels have not been established by the government. These contaminants are shown for your information.

NOTE: Regulated contaminants not listed in this table were not found in the treated water supply.

LEAD AND COPPER MONITORING PROGRAM - At least 30 tap water samples collected at customers' taps every 3 years								
Substance (with units)	Year Sampled	Compliance Achieved	PHG (MCLG)	Action Level (AL)	90 th Percentile	No. of Premises Sampled	Premises Above Action Level	Typical Source
Lead (ppb)	2023	Yes	0.2	15	0	33	0	Corrosion of household plumbing systems.
Copper (ppm)	2023	Yes	0.3	1.3	0.83	33	0	Corrosion of household plumbing systems.

REVISED TOTAL COLIFORM RULE - At least 100 samples collected each month in the distribution system						
Substance (with units)	Year Sampled	Compliance Achieved	PHG (MCLG)	MCL	Highest Percentage OR Highest No. of Samples	Typical Source
Total Coliform ¹	2023	Yes	0	*TT = Less than 5%	2.54%	Naturally present in the environment.
E. Coli ²	2023	No	0	0	1 ³	Human and animal fecal waste.

NOTE: Coliforms are bacteria that are naturally present in the environment and are used as an indicator of the general bacteriological quality of the water. We are reporting the highest percentage of positive samples / highest number of positive samples in any month.

¹ The Treatment Technique for Total Coliforms requires that if the maximum percentage OR number of total coliform positive samples are exceeded a system assessment must be conducted, any sanitary defects identified, and corrective actions completed. Additional Level 1 Assessments or Level 2 Assessments are required depending on the circumstances.

² The Treatment Technique for E. Coli requires that for any total coliform positive routine sample with one or more total coliform positive check samples and an E. coli positive result for any of the samples a Level 2 Assessment must be conducted, any sanitary defects identified, and corrective actions completed. The E. Coli MCL is exceeded if routine and repeat samples are total coliform-positive and either is E. coli-positive, or the system fails to take repeat samples following an E. coli-positive routine sample, or the system fails to analyze total coliform-positive repeat samples for E. coli.

³ We had an E.coli-positive repeat sample following a total coliform-positive routine sample. Please refer to the Public Notification page for more information. On Aug 23, 2023, we received a total coliform positive and resampled the same day. The resample result was positive for e-coli which triggered additional sampling and a Boil Water advisory was issued on Aug 24, 2023. All additional resample results demonstrated no bacteria present. The Boil Water advisory was lifted Aug. 26, 2023. The water system was inspected, and three corrective actions were identified and completed.

DISINFECTION BYPRODUCTS - Collected in the Distribution System

Substance (with units)	Year Sampled	Compliance Achieved	PHG (MCLG)	MCL	Coronado Distribution System		City of San Diego's Distribution System		Typical Source
					Highest LRAA	Range Detected	Highest LRAA	Range Detected	
Total Trihalomethanes (TTHMs) (ppb)	2023	Yes	NA	80	47.3	13 - 71.8	45	12.4 - 78.1	By-product of drinking water disinfection.
Haloacetic Acids (HAAs) (ppb)	2023	Yes	NA	60	15.2	2.9 - 29.3	10	ND - 26.6	By-product of drinking water disinfection.

NOTE: Compliance is based on the running annual average at each location (LRAA). The Highest LRAA reflects the highest average at any location and the Range Detected reflects all samples used to calculate the running annual averages.

DISINFECTANTS - Collected in the Distribution System

Substance (with units)	Year Sampled	Compliance Achieved	MRDLG	PHG (MRDL)	Coronado Distribution System			City of San Diego's Distribution System		Typical Source
					Minimum Chlorine Residual	Compliance Result	Range Detected	Compliance Result	Range Detected	
Distribution System Chloramines as CL ₂ (ppm) ¹	2023	Yes	4	4	0.31	1.69	0.31 to 3.0	2.0	ND ² to 3.9	Water additive used to control microbes.

1 - Data represents the highest monthly average of chlorine residuals measured throughout Coronado's distribution system.

2 - Distribution samples with ND residual undergo further analysis to ensure compliance with microbiological water quality regulations.

TURBIDITY - Continuous Monitoring at the Treatment Plant (City of San Diego's Alvarado & Otay WTPs)

Substance (with units)	Year Sampled	Compliance Achieved	MCLG	MCL	Highest Single Measurement and Lowest Monthly % of Samples ≤ 0.3 NTU	Sample Date of Highest and Lowest Compliance Result	Typical Source
Turbidity (NTU)	2023	Yes	0	TT: Single result >1 NTU	0.15	N/A	Soil runoff.
	2023	Yes	NA	TT: At least 95% of samples ≤ 0.3 NTU	100%	N/A	Soil runoff.

PRIMARY REGULATED SUBSTANCES

Substance (with units)	Year Sampled	Compliance Achieved	MCL	PHG (MCLG)	Coronado Distribution System		City of San Diego's Alvarado & Otay WTPs		Typical Source
					Average Compliance Result	Range Detected	Average Compliance Result	Range Detected	
Barium (ppm)	2023	Yes	1	2	NA	NA	ND	ND to 0.1	Erosion of natural deposits; discharges of oil drilling wastes
Fluoride (ppm) ¹	2023	Yes	2	1	NA	NA	0.5	0.2 to 1	Erosion of natural deposits; Water additive that promotes strong teeth
Gross Alpha Particle Activity (pCi/L) ³	2023	Yes	10	0	NA	NA	1.5	ND to 3	Erosion of natural deposits
Uranium	2023	Yes	20	0.43	NA	NA	1.1	ND to 2.2	Erosion of natural deposits

1 - The City of San Diego adjust the natural levels of fluoride in our water supplies to the State Resources Board, Division of Drinking Water's recommended optimum level of 0.7 ppm.

2 - Fluoride control range, not an MCL. Information about fluoridation, oral health & current issues is available from https://www.waterboards.ca.gov/drinking_water/certlic/drinkingwater/Fluoridation.html

3 - Gross Alpha Particle Activity: Certain minerals are radioactive and may emit a form of radiation known as alpha radiation. Some people who drink water containing alpha emitters in excess of the MCL over many years may have an increased risk of getting cancer.

NA - Not Applicable

SECONDARY REGULATED SUBSTANCES

Substance (with units)	Year Sampled	Compliance Achieved ¹	SMCL	Coronado Distribution System		City of San Diego's Alvarado & Otay WTPs		Typical Source
				Average Compliance Result	Range Detected	Average Compliance Result	Range Detected	
Chloride (ppm)	2023	Yes	500	NA	NA	127	77 to 226	Leaching from natural deposits
Color (CU)	2023	Yes	15	0.19	ND to 5	1.5	ND to 4	
Specific Conductance (mmhos/cm)	2023	Yes	1600	NA	NA	819	453 to 1080	Substances that form ions when in water
Odor – Threshold (Units)	2023	Yes	3	ND	ND	ND	ND to 2	Naturally-occurring organic materials
Sulfate (ppm)	2023	Yes	500	NA	NA	148	96 to 229	Leaching from natural deposits
Total Dissolved Solids (ppm)	2023	Yes	1000	NA	NA	524	395 to 655	Leaching from natural deposits

1 – Yes: There are no PHGs, MCLGs, or mandatory standard health effects language for Secondary Substances because secondary MCLs are set based on aesthetic concerns

OTHER SUBSTANCES OF INTEREST

Substance (with units)	Year Sampled	Coronado Distribution System	City of San Diego's Alvarado & Otay Treatment Plants	Comments
		Average or Range Detected	Average or Range Detected	
pH	2023	7.9 to 8.2	7.5 to 8.58	pH is a measure of the acid/base properties of water.
Boron (ppm)	2023	NA	0.1 to 0.2	Runoff/leaching from natural deposits; industrial wastes
Total Hardness as CaCO ₃ (ppm)	2023	NA	145 to 280	Naturally occurring.
Total Hardness as Grains per Gallon (gpg)	2023	NA	8.5 to 16.4	Naturally occurring.
Alkalinity as CaCO ₃ (ppm)	2023	NA	80.3 to 136	Naturally occurring.
Hexavalent Chromium ¹ (ppb)	2023	NA	ND to 0.1	. The major source of hexavalent chromium is discharge from electroplating factories, leather tanneries, wood preservation, chemical synthesis, refractory production, and textile manufacturing facilities; erosion of natural deposits
Sodium ² (ppm)	2023	NA	63 to 124	Erosion from naturally occurring deposits: Used in water softener regeneration.

1 - There is currently no MCL for hexavalent chromium. The previous MCL of 10 µg/L was withdrawn on September 11, 2017.

2- For healthy individuals, the sodium intake from water is not important because a much greater intake of sodium takes place from salt in the diet. However, sodium levels above the recommended upper limit may be of concern to individuals on a sodium restricted diet.

UNREGULATED CONTAMINANT MONITORING

Unregulated contaminants are those for which the EPA has not established drinking water standards. The purpose of unregulated contaminant monitoring is to assist the EPA in determining the occurrence of unregulated contaminants in drinking water and whether future regulation is necessary. Every five years, the EPA issues a new list of no more than 30 unregulated contaminants to be monitored.

ADDITIONAL WATER QUALITY PARAMETERS OF INTEREST							
Parameter	Units	Year Sampled	Coronado Distribution System		City of San Diego's Alvarado & Otay Treatment Plants		Typical Source
			Average Result	Range Detected	Average Result	Range Detected	
Total Organic Carbon (TOC) ¹	ppb	2023	NA	NA	3.4	2.1 to 6.7	Naturally present in the environment
Lithium	ppb	2023	45	36 to 66	36	25 to 60	Naturally occurring element.
Bromate	ppb	2023	NA	NA	ND	ND to 12.1	By-product of drinking water disinfection.
Chlorate	ppb	2023	NA	NA	173	47 to 313	Oxidant used in pyrotechnics and possible by-product of water treatment
Chlorite	ppm	2023	NA	NA	0.35	0.08 to 0.54	By-product of drinking water disinfection.
HAA5	ppb	2018 - 2019	8.9	3.3 to 22	NA	NA	By-product of drinking water disinfection
HAA6Br ³	ppb	2018 - 2019	13	2.8 to 36	NA	NA	By-product of drinking water disinfection
HAA9 ⁴	ppb	2018 - 2019	16.5	4.5 to 40	NA	NA	By-product of drinking water disinfection

1 - As measured in untreated Plant influent

2 - Manganese has a Secondary MCL of 50 ppb.

3 - HAA6Br: Bromochloroaceticacid, bromodichloroaceticacid, dibromoaceticacid, dibromochloroaceticacid, monobromoaceticacid, and tribromoaceticacid.

4 - HAA9: Bromochloroacetic acid, bromodichloroacetic acid, dibromoacetic acid, dichloroacetic acid, monobromoacetic acid, monochloroacetic acid, tribromoacetic acid, and trichloroacetic acid

In 2023, sampling for the next series of unregulated contaminants as required by EPA's Fifth Unregulated Contaminant Monitoring Rule (UCMR 5) that includes monitoring for 29 per- and polyfluoroalkyl substances (PFAS) analytes and lithium, began. As our customers, you have a right to know that we are performing this sampling and that these data will be available. If you are interested in examining the results, please contact Mike Phillips at (626) 223-9460. More information on the UCMR process is available at <https://www.epa.gov/dwucmr>



Public Notification

IMPORTANT INFORMATION ABOUT YOUR DRINKING WATER

ESTE INFORME CONTIENE INFORMACION MUY IMPORTANTE SOBRE SU AGUA DE BEBER. TRADUZCALO O HABLE CON ALGUIEN QUE LO ENTIENDA BIEN.

Monitoring Requirements Not Met for CA-Coronado

Level 2 Assessment Requirement

E. coli are bacteria whose presence indicates that the water may be contaminated with human or animal wastes. Human pathogens in these wastes can cause short-term effects, such as diarrhea, cramps, nausea, headaches, or other symptoms. They may pose a greater health risk for infants, young children, the elderly, and people with severely compromised immune systems. We found E. coli bacteria, indicating the need to look for potential problems in water treatment or distribution. When this occurs, we are required to conduct assessment(s) to identify problems and to correct any problems that were found during these assessments. We were required to complete a Level 2 assessment because we found E. coli in our water system. In addition, we were required to take three corrective actions and we completed three of these actions.



CALIFORNIA AMERICAN WATER FACTS AT A GLANCE

- **COMMUNITIES SERVED**
87 communities in
10 counties
- **PEOPLE SERVED**
Approx. 700,000 people
- **EMPLOYEES**
288
- **SYSTEM DELIVERY**
70 million gallons per day (MGD) of
water is produced and treated
- **MILES OF PIPELINE**
2,330 miles of water pipeline
and 48.5 miles of wastewater pipe
- **STORAGE**
184 water storage facilities

About Us

American Water (NYSE: AWK) is the largest regulated water and wastewater utility company in the United States. With a history dating back to 1886, We Keep Life Flowing® by providing safe, clean, reliable and affordable drinking water and wastewater services to more than 14 million people with regulated operations in 14 states and on 18 military installations. American Water's 6,500 talented professionals leverage their significant expertise and the company's national size and scale to achieve excellent outcomes for the benefit of customers, employees, investors and other stakeholders.

California American Water, a subsidiary of American Water, provides high-quality and reliable water and wastewater services to approximately 700,000 people. For more information, visit californiaamwater.com and follow us on X, Facebook, Instagram and YouTube.



How to Contact Us

If you have any questions about this report, your drinking water, or service, please contact California American Water's Customer Service Center Monday to Friday, 7 a.m. to 7 p.m. at 1-888-237-1333.

WATER INFORMATION SOURCES

California American Water

www.californiaamwater.com

State Water Resources Control Board (State Board),
Division of Drinking Water (DDW):

www.waterboards.ca.gov/drinking_water/programs/index.shtml

City of San Diego Public Utilities:

www.sandiego.gov/public-utilities

San Diego County Water Authority:

www.sdcwa.org

United States Environmental Protection Agency (USEPA):

www.epa.gov/safewater

Safe Drinking Water Hotline: (800) 426-4791

Centers for Disease Control and Prevention: www.cdc.gov

American Water Works Association: www.awwa.org

Water Quality Association: www.wqa.org

National Library of Medicine/National Institute of Health:

www.nlm.nih.gov/medlineplus/drinkingwater.html

This report contains important information about your drinking water. Translate it, or speak with someone who understands it at 1-888-237-1333.

This report contains important information about your drinking water. Translate it, or speak with someone who understands it at 1-888-237-1333.

Este informe contiene información muy importante sobre su agua potable. Tradúzcalo o hable con alguien que lo entienda bien al 1-888-237-1333.

Ntawm no yog ib co lus qhia tseem ceeb heev txog koj cov dej seb huv npaum li cas. Yog tias koj xav tau kev pab txhais cov lus qhia no, thov hu rau peb ntawm 1-888-237-1333.

這是關於您的水質的十分重要的資訊。如果您需要幫助翻譯此資訊請致電 **1-888-237-1333** 與我們聯繫。

आपके पानी की गुणवत्ता के बारे में यह बहुत महत्वपूर्ण सूचना है। यदि इस सूचना के अनुवाद के लिए आपको सहायता की जरूरत हो, तो कृपया **1-888-237-1333** र हमें काल करें।

Это очень важная информация о качестве Вашей воды. Если Вам требуется перевод этой информации, позвоните нам по телефону 1-888-237-1333.

Ito ay isang napakahalagang impormasyon tungkol sa kalidad ng iyong tubig. Kung iyong kailangan ng tulong sa pagsalin ng impormasyon na ito, mangyaring tumawag sa amin sa 1-888-237-1333.

Đây là thông tin rất quan trọng về chất lượng nước của quý vị. Nếu quý vị cần thông dịch thông tin này, xin gọi chúng tôi theo số 1-888-237-1333.