



2022 Annual
**WATER QUALITY
REPORT**

Utah Test and Training Range

PWS ID: UT02060

**QUALITY. ONE MORE WAY
WE KEEP LIFE FLOWING.**



AMERICAN WATER

Military Services

WE KEEP LIFE FLOWING™

What is a Consumer Confidence Report (CCR)



Each year, Utah Test and Training Range, operated by American Water Operations and Maintenance LLC produces a Water Quality Report. For more information about this report, please contact American Water at 801-695-9786.

Once again, we proudly present our Annual Water Quality Report, also referred to as a Consumer Confidence Report (CCR). CCRs let consumers know what contaminants, if any, were detected in their drinking water as well as related potential health effects. CCRs also include details about where your water comes from and how it is treated. Additionally, they educate customers on what it takes to deliver safe drinking water and highlight the need to protect drinking water sources.

TABLE OF CONTENTS

What is a Consumer Confidence Report	2
A message from our President	3
About Your Drinking Water Supply	4
What are the Sources of Contaminants?	5
Protecting Your Drinking Water Supply	6
About Lead	7
Important Information About Your Water	8-9
• Chloramines	
• Fluoride	
• Cryptosporidium	
• Nitrates	
• UCMR	
• PFOA/PFAS	
Water Quality Results	10
Definitions of Terms Used in Document	11
Water Quality Results: Detailed Charts	12-14
PFOS & PFOA Monitoring Results	15
Tested for, But Not Detected	16
About Us	17
Contact Us	18

A message from **American Water- Military Services Group President**

American Water's Military Services Group owns and operates water and wastewater utilities under the Utilities Privatization program and proudly provides water and wastewater services to military communities around the country, including yours. Our Company's Vision – "We Keep Life Flowing" - drives everything we do for you, our customers. To reinforce our vision and maintain your trust, it's important that we share with you information about our commitment to providing high-quality water service.

I am pleased to provide you with the 2022 Annual Water Quality Report with detailed information about the source and quality of your drinking water. We have prepared this report using the data from water quality testing conducted for your local water system from January through December 2022.

With equal importance, we place a strong focus on acting as stewards of our environment. In all the communities we serve, we work closely with the local directorates of public works, civil engineering squadrons, local environmental departments, and state regulatory agencies to protect environmental quality, educate customers on how to use water wisely, and ensure the high quality of your drinking water every day.

At American Water, our values – safety, trust, environmental leadership, teamwork, and high performance – mean more than simply making water available "on-demand". It means every employee working to deliver a key resource for public health, fire protection, mission assurance, the economy, and the overall quality of life we all enjoy. For more information or for additional copies of this report, visit us online at www.amwater.com.

Steve Curtis
Military Services Group
American Water



ATTENTION: Landlords and Apartment Owners

Please share a copy of this notice with your tenants. It includes important information about their drinking water quality.

About Your Drinking Water Supply

WHERE YOUR WATER COMES FROM

Drinking water for the Utah Test and Training Range (UTTR) comes from groundwater wells located at the compound. The water is low-quality with high levels of sodium and other impurities. American Water operates a reverse osmosis treatment plant at the compound in order to treat the water to drinking water standards.

Disinfection treatment:

All UTTR water sources are treated with chlorine for disinfection.

QUICK FACTS ABOUT THE UTAH TEST & TRAINING RANGE WATER SYSTEM

Communities served:

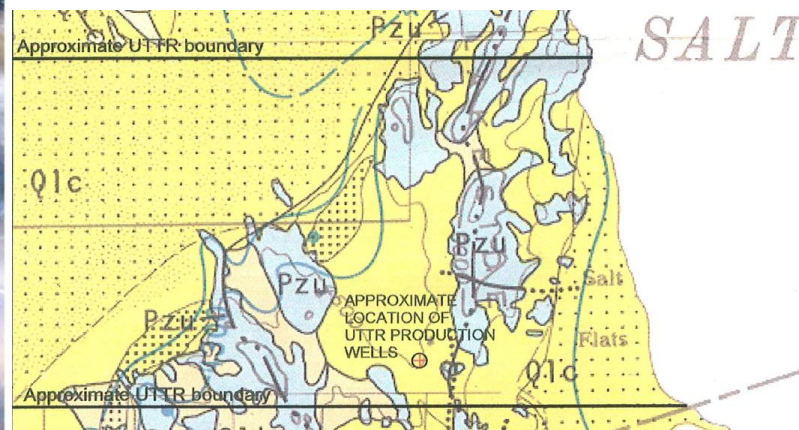
Utah Test & Training Range

Water sources:

Groundwater wells

Average amount of water supplied to customers on a daily basis:

- 17,000 gallons per day.





What are the Sources of Contaminants?

To provide tap water that is safe to drink, EPA prescribes regulations which limit the amount of certain contaminants in water provided by public water systems. U.S. Food and Drug Administration (FDA) regulations establish limits for contaminants in bottled water which must provide the same protection for public health.

Drinking water, including bottled water, may reasonably be expected to contain at least small amounts of some contaminants. The presence of contaminants does not necessarily indicate that water poses a health risk. More information about contaminants and potential health effects can be

obtained by calling the Environmental Protection Agency's Safe Drinking Water Hotline (800-426-4791).

The sources of drinking water (both tap water and bottled water) include rivers, lakes, streams, ponds, reservoirs, springs, aquifers and/or groundwater. As water travels over the surface of the land or through the ground, it dissolves naturally-occurring minerals and, in some cases, radioactive material, and can pick up substances resulting from the presence of animals or from human activity.

SPECIAL HEALTH INFORMATION

Some people may be more vulnerable to contaminants in drinking water than the general population. Immuno-compromised persons such as persons with cancer undergoing chemotherapy, persons who have undergone organ transplants, people with HIV/AIDS or other immune system disorders, some elderly, and infants can be particularly at risk from infections. These people should seek advice about drinking water from their health care providers. EPA/Centers for Disease Control and Prevention (CDC) guidelines on appropriate means to lessen the risk of infection by Cryptosporidium and other microbial contaminants are available from the Safe Drinking Water Hotline (800-426-4791).

CONTAMINANTS THAT MAY BE PRESENT IN SOURCE WATER INCLUDE:

Microbial Contaminants	such as viruses and bacteria, which may come from sewage treatment plants, septic systems, agricultural livestock operations, and wildlife.
Inorganic Contaminants	such as salts and metals, which can be naturally occurring or may result from urban storm water runoff, industrial or domestic wastewater discharges, oil and gas production, mining, or farming.
Pesticides and Herbicides	which may come from a variety of sources, such as agriculture, urban storm water runoff, and residential uses.
Organic Chemical Contaminants	including synthetic and volatile organic chemicals, which are by-products of industrial processes and petroleum production, and may also, come from gas stations, urban storm water runoff, and septic systems.
Radioactive Contaminants	which can be naturally occurring or may be the result of oil and gas production and mining activities.



Protecting Your Drinking Water Supply

Protecting drinking water at its source is an important part of the process to treat and deliver high quality water. It takes a community effort to protect our shared water resources. This includes utilities, businesses, residents, government agencies and organizations. Everyone who lives, works, and plays in the area has a role and stake in clean water supplies.

WHAT CAN YOU DO?

Quality drinking water starts upstream. Everyone can help maintain and improve drinking water supplies through the following actions:

- Properly dispose of pharmaceuticals, household chemicals, oils and paints. Materials can impact water ways if poured down the drain, flushed down the toilet, or dumped on the ground.
- Check for leaks from automobiles and heating fuel tanks. Clean up any spills using an absorbent material like cat litter. Sweep up the material and put it in a sealed bag. Check with the local refuse facility for proper disposal.
- Clean up after your pets and limit the use of fertilizers and pesticides.
- Take part in watershed activities.

Report any spills, illegal dumping or suspicious activity to UTTR Fire Department by Dialing 911.

FOR MORE INFORMATION

To learn more about your water supply and local activities, visit us online at www.amwater.com or contact the regional Source Water Protection Lead, American Water 801-695-9786

WHAT ARE WE DOING?

Our priority is to provide reliable, quality drinking water service for customers. The source of supply is an important part of that mission. We work to understand and reduce potential risks to your drinking water supply. We have developed a Drinking Water Source Protection Plan under the guidance of the Utah Drinking Water Source Protection Program. The intent of the program is to identify and address potential threats to drinking water supplies. Stakeholder involvement is an important part of the program. We partner with the Hill AFB Environmental office and participate in the monthly Water Working Group meetings to review and discuss activities at UTTR that can affect water quality.

About Lead

If present, elevated levels of lead can cause serious health problems, especially for pregnant women and young children. Lead in drinking water is primarily from materials and components associated with service lines and facilities plumbing. American Water is responsible for providing high quality drinking water but cannot control the variety of materials used in plumbing components. When your water has been sitting for several hours, you can minimize the potential for lead exposure by flushing your tap for 30 seconds to 2 minutes before using water for drinking or cooking. If you are concerned about lead in your water, you may wish to have your water tested. Information on lead in drinking water, testing methods, and steps you can take to minimize exposure is available from the Safe Drinking Water Hotline or at <http://www.epa.gov/safewater/lead>.

The most common source of lead in tap water is from the customer's plumbing and their service line.

Our water mains are not made of lead; however, the water service line that carries the water from the water main in the street to your home could be. Homeowners' service lines may be made of lead, copper, galvanized steel or plastic. You can assess your service line material where it enters your home, typically in your basement, crawl space or garage, near the inlet valve.

MINIMIZING YOUR POTENTIAL EXPOSURE

You cannot see, smell or taste lead, and boiling water will not remove lead. Here are steps you can take to reduce your potential exposure if lead exists in your home plumbing.

CHECK YOUR PLUMBING AND SERVICE LINE

If you live in an older home, consider having a licensed plumber check your plumbing for lead. If your service line is made of lead, and you're planning to replace it, be sure to contact us at 1-801-695-9786.



1. Flush your taps. The longer the water lies dormant in your home's plumbing, the more lead it might contain. If the water in your faucet has gone unused for more than six hours, flush the tap with cold water for 30 seconds to two minutes before drinking or using it to cook. To conserve water, catch the running water and use it to water your plants.



2. Use cold water for drinking and cooking. Hot water has the potential to contain more lead than cold water. If hot water is needed for cooking, heat cold water on the stove or in the microwave.



3. Routinely remove and clean all faucet aerators.



4. Look for the "Lead Free" label when replacing or installing plumbing fixtures.



5. Follow manufacturer's instructions for replacing water filters in household appliances, such as refrigerators and ice makers, as well as home water treatment units and pitchers. Look for NSF 53 certified filters.



6. Flush after plumbing changes. Changes to your service line, meter, or interior plumbing may result in sediment, possibly containing lead, in your water supply. Remove the strainers from each faucet and run the water for 3 to 5 minutes.

Important Information About **Drinking Water**

FLUORIDE

Fluoride is a naturally occurring substance that can be present in drinking water from two sources:

- 1. By nature** when groundwater contacts fluoride-containing minerals naturally present in the earth; or
- 2. By a water purveyor** adding fluoride to the water system.


The UTTR Water System may have naturally-occurring fluoride in the groundwater. American Water does not add fluoride to the drinking water supply. If you have any questions on fluoride, please contact us at (801) 695-9785.

PFAS Monitoring

PFAS refers to per- and polyfluoroalkyl substances, a class of synthetic chemicals, manufactured for industrial applications and commercial household products such as: non-stick cookware; waterproof and stain resistant fabrics and carpets; firefighting foam and cleaning products. The properties that make these chemicals useful in so many of our everyday products also resist breaking down and therefore persist in the environment. Exposure may be from food, food packaging, consumer products, house dust, indoor and outdoor air, drinking water and at workplaces where PFAS are made or used.

American Water and Bio Environmental conducted **voluntary PFOA and PFOS sampling** at all water sources in 2020 and found **small levels** of PFOA contaminants before treatment and **no detectable level after treatment**. This testing allows us to understand how our water compares against the non-enforceable Health Advisory Level set by USEPA of 70 nanograms per liter or parts per trillion for a combination of two PFAS compounds, PFOA and PFOS. Testing also allows American Water to be better prepared if the USEPA or state environmental regulator develop a drinking water standard for those PFAS for which we have USEPA approved testing methods.

The science and regulation of PFAS and other contaminants is always evolving, and American Water strives to be a leader in research and development. PFAS contamination is one of the most rapidly changing areas in the drinking water field. We have invested in our own independent research, as well as engaging with other experts in the field to understand PFAS occurrence in the environment. We are also actively assessing treatment technologies that can effectively remove PFAS from drinking water, because we believe that investment in research is critically important to addressing this issue.





Important Information About **Drinking Water**

NITRATES

Nitrate in drinking water at levels above 10 ppm is a health risk for infants of less than six months of age. High nitrate levels in drinking water can cause blue baby syndrome. Nitrate levels may rise quickly for short periods of time because of rainfall or agricultural activity. If you are caring for an infant you should ask advice from your health care provider.



Water Quality Results

WATER QUALITY STATEMENT

We are pleased to report that during calendar year 202, the results of testing of your drinking water complied with all state and federal drinking water requirements.

For your information, we have compiled a list in the table below showing the testing of your drinking water during 202. The Utah Division of Drinking Water allows us to monitor for some contaminants less than once per year because the concentration of the contaminants does not change frequently. Some of our data, though representative, are more than one year old.

Definition of Terms

These are terms that may appear in your report.

Action Level (AL): The concentration of a contaminant, which, if exceeded, triggers treatment or other requirements, that a water system must follow.

Level 1 Assessment: A Level 1 assessment is a study of the water system to identify potential problems and determine (if possible) why total coliform bacteria have been found in our water system.

Level 2 Assessment: A Level 2 assessment is a very detailed study of the water system to identify potential problems and determine (if possible) why an E. coli MCL violation has occurred and/or why total coliform bacteria have been found in our water system on multiple occasions.

LRAA: Locational Running Annual Average

Maximum Contaminant Level (MCL): The highest level of a contaminant that is allowed in drinking water. MCLs are set as close to the MCLGs as feasible using the best available treatment technology. See also Secondary Maximum Contaminant Level (SMCL).

Maximum Contaminant Level Goal (MCLG): The level of a contaminant in drinking water below which there is no known or expected risk to health. MCLGs allow for a margin of safety.

Maximum Residual Disinfectant Level (MRDL): The highest level of disinfectant allowed in drinking water. There is convincing evidence that addition of a disinfectant is necessary for control of microbial contaminants.

Maximum Residual Disinfectant Level Goal (MRDLG): The level of a drinking water disinfectant below which there is no known or expected risk to health. MRDLGs do not reflect the benefits of the use of disinfectants to control microbial contaminants.

MFL: Million fibers per liter.

micromhos per centimeter ($\mu\text{mhos/cm}$): A measure of electrical conductance.

NA: Not applicable

ND: Not detected

Nephelometric Turbidity Units (NTU): Measurement of the clarity, or turbidity, of the water.

pH: A measurement of acidity, 7.0 being neutral.

picocuries per liter (pCi/L): Measurement of the natural rate of disintegration of radioactive contaminants in water (also beta particles).

parts per billion (ppb): One part substance per billion parts water, or micrograms per liter.

parts per million (ppm): One part substance per million parts water, or milligrams per liter.

parts per trillion (ppt): One part substance per trillion parts water, or nanograms per liter.

Secondary Maximum Contaminant Level (SMCL): Secondary MCLs are set to protect the odor, taste, and appearance of drinking water.

TON: Threshold Odor Number

Treatment Technique (TT): A required process intended to reduce the level of a contaminant in drinking water.

%: Percent

MEASUREMENTS

Parts Per Million



in a 10 gallon fish tank

Parts Per Billion



in a 10,000 gallon swimming pool

Parts Per Trillion



in 35 junior size Olympic pools

Water Quality Results

American Water conducts extensive monitoring to determine if your water meets all water quality standards. The detections of our monitoring are reported in the following tables. While most monitoring was conducted in 2022, certain substances are monitored less than once per year because the levels do not change frequently. For help with interpreting the tables below, see the "Definition of Terms" on the previous page. Some unregulated substances are measured, but maximum contaminant levels have not been established by the government. These contaminants are shown for your information.

NOTE: Regulated contaminants not listed in this table were not found in the treated water supply.

LEAD AND COPPER MONITORING PROGRAM - At least 5 tap water samples collected at customers' taps every 3 years

Substance (with units)	Year Sampled	Compliance Achieved	MCLG	Action Level (AL)	90 th Percentile	No. of Homes Sampled	Homes Above Action Level	Typical Source
Lead (ppb)	2021	Yes	0.015	15ppb	0.00395	5	0	Corrosion of household plumbing systems.
Copper (ppm)	2021	Yes	1.3	1.3ppb	0.21395	5	0	Corrosion of household plumbing systems.

REVISED TOTAL COLIFORM RULE - At least 3 samples collected each month in the distribution system

Substance (with units)	Year Sampled	Compliance Achieved	MCLG	MCL	Highest No. of Samples	Typical Source
Total Coliform ¹	2022	Yes	NA	TT = No more than 1 positive monthly sample	0	Naturally present in the environment.
E. Coli ²	2022	Yes	0	TT = No confirmed samples	0	Human and animal fecal waste.

NOTE: Coliforms are bacteria that are naturally present in the environment and are used as an indicator of the general bacteriological quality of the water. We are reporting the highest percentage of positive samples / highest number of positive samples in any month.

¹ The Treatment Technique for Total Coliforms requires that if the maximum percentage OR number of total coliform positive samples are exceeded a system assessment must be conducted, any sanitary defects identified, and corrective actions completed. Additional Level 1 Assessments or Level 2 Assessments are required depending on the circumstances.

² The Treatment Technique for E. Coli requires that for any total coliform positive routine sample with one or more total coliform positive check samples and an E. coli positive result for any of the samples a Level 2 Assessment must be conducted, any sanitary defects identified, and corrective actions completed. The E. Coli MCL is exceeded if routine and repeat samples are total coliform-positive and either is E. coli-positive, or the system fails to take repeat samples following an E. coli-positive routine sample, or the system fails to analyze total coliform-positive repeat samples for E. coli.

DISINFECTION BYPRODUCTS - Collected in the Distribution System

Substance (with units)	Year Sampled	Compliance Achieved	MCLG	MCL	Highest LRAA	Range Detected	Typical Source
Total Trihalomethanes (TTHMs) (ppb)	2022	Yes	NA	80	5.7	5.7	By-product of drinking water disinfection.
Haloacetic Acids (HAAs) (ppb)	2022	Yes	NA	60	ND	ND	By-product of drinking water disinfection.

NOTE: Compliance is based on the running annual average at each location (LRAA). The Highest LRAA reflects the highest average at any location and the Range Detected reflects all samples used to calculate the running annual averages.

DISINFECTANTS - Collected in the Distribution System and at the Treatment Plant

Substance (with units)	Year Sampled	Compliance Achieved	MRDLG	MRDL	Minimum Chlorine Residual	Highest Compliance Result	Range Detected	Typical Source
Entry Point Chlorine Residual (ppm) ¹	2022	Yes	4	4	0.38	1.04	0.38 To 1.04	Water additive used to control microbes.
Distribution System Chlorine Residual (ppm) ²	2022	Yes	4	4	0.06	0.78	0.06 to 0.78	Water additive used to control microbes.

1 - Data represents the lowest residual entering the distribution system from our water treatment plant.

2 - Data represents the highest monthly average of chlorine residuals measured throughout our distribution system.

OTHER REGULATED SUBSTANCES - Collected at the Treatment Plant

Substance (with units)	Year Sampled	Compliance Achieved	MCLG	MCL	Highest Compliance Result	Range Detected	Typical Source
Nitrate (ppm)	2022	Yes	10	10	1.9	1.40 to 1.90	Runoff from fertilizer use; industrial or domestic wastewater discharges; erosion of natural deposits.
Arsenic (ppb)	2022	Yes	0	0.01	ND	ND	Erosion of natural deposits; Runoff from orchards; Runoff from glass and electronics production wastes
Sulfate (ppb)	2022	Yes	NA	250	4.9	1.50 to 4.90	Discharge from petroleum and metal refineries; Erosion of natural deposits; Discharge from mines
Total Dissolved Solids (ppb)	2022	Yes	NA	300	300.00	176.00 to 300.00	originate from natural sources, sewage, urban and agricultural run-off, and industrial wastewater
Sodium ¹	2020	Yes	NA	NA	108.00	108.00	Erosion from naturally occurring deposits
Turbidity (NTU)	2020	Yes	NA	5	0.28	0.28	Naturally present in water.
pH (std unit)	2022	Yes	NA	NA	7.90	7.02 to 8.15	PH is a measure of acid/base properties of water.

1 - For healthy individuals the sodium intake from water is not important because a much greater intake of sodium takes place from salt in the diet. However, sodium levels above the recommended upper limit may be of concern to individuals on a sodium restricted diet.

2 - Substances with Secondary MCLs do not have MCLGs; these limits are primarily established to address aesthetic concerns.

Asbestos – Collected in the Distribution System

Substance (with units)	Year Sampled	Compliance Achieved	MCLG	MCL	Highest Compliance Result	Range Detected	Typical Source
Asbestos (MFL)	2020	Yes	7	7	0.00	ND	Decay of asbestos cement water mains; Erosion of natural deposits

PFAS MONITORING

American Water has performed voluntary sampling to better understand the occurrence of certain PFAS in drinking water sources. This sampling allows us to understand how our water compares against the non-enforceable Health Advisory Level set by U.S. EPA. Sampling also allows American Water to be better prepared as U.S. EPA is currently developing drinking water standards for PFOA and PFOS.

UNREGULATED PERFLUORINATED COMPOUNDS				
Parameter	Units	Average Result	Range Detected	Typical Source
Perfluorooctanoic Acid (PFOA)	ppt	0.304	0 to 6.08	Manufactured chemical(s); used in household goods for stain, grease, heat and water resistance
Perfluorooctanesulfonic Acid (PFOS)	ppt	ND	ND	

PFAS are not regulated in Utah. In 2022, U.S. EPA set health advisory levels for four PFAS chemicals – PFOA (0.004 part per trillion (ppt)), PFOS (0.02 ppt), GenX (10 ppt), and PFBS (2,000 ppt). Based on current analytical methods, however, the health advisory levels for PFOA and PFOS are below the level of both detection (determining whether or not a substance is present) and quantitation (the ability to reliably determine how much of a substance is present). This means that it is possible for PFOA or PFOS to be present in drinking water at levels that exceed health advisories even if testing indicates no level of these chemicals. U.S. EPA is currently developing drinking water regulations for PFOA and PFOS that take these challenges into consideration and American Water will take appropriate actions to meet any new regulations. Finally, PFAS chemicals are unique, so two PFAS chemicals at the same level typically do not present the same risk. Therefore, you should not compare the results for one PFAS chemical against the results of another. For more information on PFAS, please visit <https://www.epa.gov/pfas>.

Unregulated Contaminant Monitoring Rule

In 2023, our water system is sampling for a series of unregulated contaminants as required by EPA's Unregulated Contaminant Monitoring Rule (UCMR). Unregulated contaminants are those that do not yet have a drinking water standard set by EPA. The purpose of monitoring for these contaminants is to help EPA decide whether the contaminants should have a standard. As our customers, you have a right to know that we are performing this sampling and that these data will be available. If you are interested in examining the results, please contact American Water at 801-695-9786 or American Water P.O. Box 56250, Hill Air Force Base UT, 84056. More information on the UCMR process, which at this time includes monitoring for 29 PFAS analytes and lithium, is available at <https://www.epa.gov/dwucomr>.



Tested for, but Not Detected

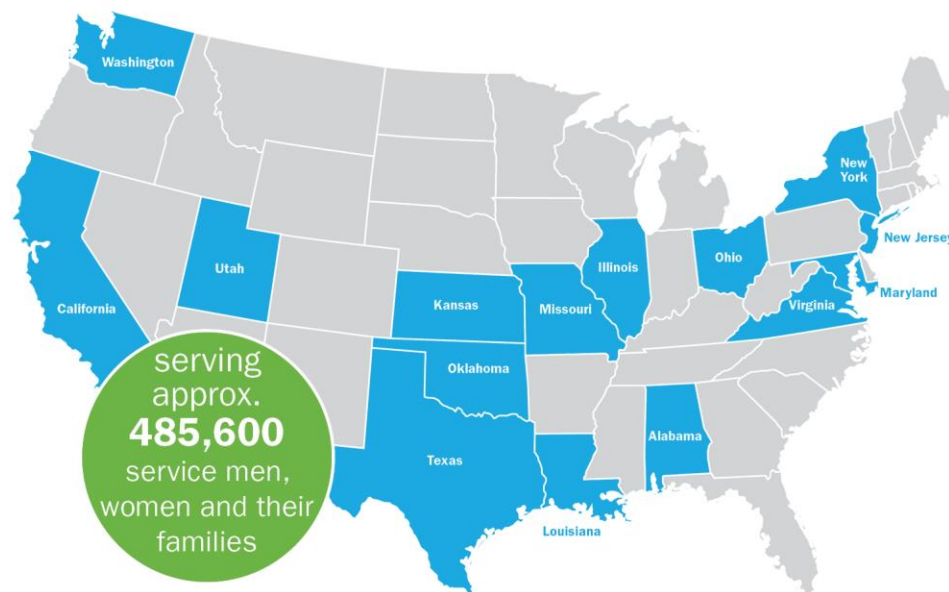
- 1,1,1,2-Tetrachloroethane
- 1,1,1-Trichloroethane
- 1,1,2,2-Tetrachloroethane
- 1,1,2-Trichloroethane
- 1,1,2-Trichlorotrifluoroethane
- 1,1-Dichloroethane
- 1,1-Dichloroethene
- 1,1-Dichloropropene
- 1,2,3-Trichlorobenzene
- 1,2,3-Trichloropropane
- 1,2,4-Trichlorobenzene
- 1,2,4-Trimethylbenzene
- 1,2-Dichlorobenzene
- 1,2-Dichloroethane
- 1,2-Dichloropropane
- 1,3,5-Trimethylbenzene
- 1,3-Dichlorobenzene
- 1,3-Dichloropropane
- 1,4-Dichlorobenzene
- 2,2-Dichloropropane
- 2-Chlorotoluene
- Benzene
- Bromobenzene
- Bromochloromethane
- Bromodichloromethane
- Bromoform
- Bromomethane
- Carbon Tetrachloride
- Chlorobenzene
- Chloroethane
- Chloroform
- Chloromehtane
- cis-1,2-Dichloroethene
- cis-1,3-Dichloropropane
- Dibromochloromethane
- Dibromomethane
- Dichlorodifluoromethane
- Ethyl Benzene
- Hexachlorobutadiene
- Isopropylbenzene
- Methyl tert-Butyl Ether (MTBE)
- Methylene Chloride
- Naphthalene
- n-Butyl Benzene
- n-Propyl Benzene
- p-Isopropyltoluene
- sec-Butyl Benzene
- Styrene
- tert-Butylbenzene
- Tetrachloroethene
- Toluene
- trans-1,2-Dichloroethene
- trans-1,3-Dichloropropene
- Trichloroethene
- Trichlorofluoromethane
- Vinyl Chloride
- Xylenes, Total
- Alachlor
- Aldrin
- Atrazine
- Benzo(a)pyrene
- Bis(2-ethylhexyl)Adaipate
- Bis(2-ethylhexyl)Phthalate
- Butachlor
- Alpha-Chlordane
- Gamma-Chlordane
- Chlordane-Total
- Diedrin
- Hexachlorobenzene
- Hexachlorocyclopentadiene
- Metolachlor
- Metribuzin
- Propachlor
- Simazine
- Endrin
- Heptachlor
- Heptachlor Epoxide
- Lindane
- Methoxychlor
- PCB-1016
- PCB-1221
- PCB-1232
- PCB-1242
- PCB-1248
- PCB-1254
- PCB-1260
- PCB-Total
- Toxaphene
- Cyanide
- Fluoride
- Antimony
- Arsenic
- Barium
- Beryllium
- Cadmium
- Chromium
- Mercury
- Nickel
- Selenium
- Thallium
- 3-Hydroxycarbofuran
- Aldicarb
- Aldicarb Sulfone
- Aldicarb Sulfoxide
- Carbaryl
- Carbofuran
- Methomyl
- Oxamyl
- 2,4,5-TP (Silvex)
- 2,4-D
- Dalapon
- Dicamba
- Dinoseb
- Pentachlorophenol
- Picloram



About Us

With a history dating back to 1886, **American Water (NYSE:AWK)** is the largest and most geographically diverse U.S. publicly traded water and wastewater utility company. The company employs more than 6,400 dedicated professionals who provide regulated and regulated-like drinking water and wastewater services to more than 14 million people in 24 states. American Water provides safe, clean, affordable and reliable water services to our customers to help keep their lives flowing.

American Water's Military Services Group, a subsidiary of American Water, owns and operates water and wastewater systems on 17 military installations, serving approximately 485,600 service men, women and their families. For more information, visit amwater.com/militaryservices.



MILITARY SERVICES SITE LOCATIONS

ALABAMA

Fort Rucker

CALIFORNIA

Vandenberg Space Force Base

ILLINOIS

Scott Air Force Base

KANSAS

Fort Leavenworth

LOUISIANA

Fort Polk

MARYLAND

Fort Meade

MISSOURI

Fort Leonard Wood

NEW JERSEY

Picatinny Arsenal

NEW YORK

U.S. Army Garrison West Point

OHIO

Wright-Patterson Air Force Base

OKLAHOMA

Fort Sill

TEXAS

Fort Hood
Joint Base San Antonio

UTAH

Hill Air Force Base

VIRGINIA

Fort A.P. Hill
Fort Belvoir

WASHINGTON

Joint Base Lewis-McChord

How to Contact Us

If you have any questions about this report, your drinking water, or service, please contact American Water, Monday to Friday, 7 a.m. to 5 p.m. at 801-695-9786



WATER INFORMATION SOURCES

United States Environmental Protection Agency (USEPA):
www.epa.gov/safewater

Safe Drinking Water Hotline: (800) 426-4791

Centers for Disease Control and Prevention: www.cdc.gov

American Water Works Association: www.awwa.org

Water Quality Association: www.wqa.org

National Library of Medicine/National Institute of Health:
www.nlm.nih.gov/medlineplus/drinkingwater.html

Utah Division of Drinking Water: 801-536-4200
www.deq.Utah.gov/division-drinking-water

This report contains important information about your drinking water. Translate it, or speak with someone who understands it at 1-888-237-1333.

Este informe contiene información muy importante sobre su agua potable. Tradúzcalo o hable con alguien que lo entienda bien al 1-888-237-1333.

Ntawm no yog ib co lus qhia tseem ceeb heev txog koj cov dej seb huv npaum li cas. Yog tias koj xav tau kev pab txhais cov lus qhia no, thov hu rau peb ntawm 1-888-237-1333.

這是關於您的水質的十分重要的資訊。如果您需要幫助翻譯此資訊請致電 **1-888-237-1333** 與我們聯繫。

आपके पानी की गुणवत्ता के बारे में यह बहुत महत्वपूर्ण सूचना है। यदि इस सूचना के अनुवाद के लिए आपको सहायता की जरूरत हो, तो कृपया **1-888-237-1333** र हमें काल करें।

Это очень важная информация о качестве Вашей воды. Если Вам требуется перевод этой информации, позвоните нам по телефону 1-888-237-1333.

Ito ay isang napakahalagang impormasyon tungkol sa kalidad ng iyong tubig. Kung iyong kailangan ng tulong sa pagsalin ng impormasyon na ito, mangyaring tumawag sa amin sa 1-888-237-1333.

Đây là thông tin rất quan trọng về chất lượng nước của quý vị. Nếu quý vị cần thông dịch thông tin này, xin gọi chúng tôi theo số 1-888-237-1333.